

424

Representing Management Exclusively in Workplace Law and Related Litigation

jackson | lewis
Attorneys at Law

Jackson Lewis P.C.
520 Pike Street
Suite 2300
Seattle, WA 98101
Tel. 206 405-0404
Fax. 206 405-4450
www.jacksonlewis.com


ALBANY, NY	GRAND RAPIDS, MI	NEW ORLEANS, LA	RAPID CITY, SD
ALBUQUERQUE, NM	GREENVILLE, SC	NEW YORK, NY	RICHMOND, VA
ATLANTA, GA	HARTFORD, CT	NORFOLK, VA	SACRAMENTO, CA
AUSTIN, TX	HOUSTON, TX	OMAHA, NE	SAINT LOUIS, MO
BALTIMORE, MD	INDIANAPOLIS, IN	ORANGE COUNTY, CA	SAN DIEGO, CA
BIRMINGHAM, AL	JACKSONVILLE, FL	ORLANDO, FL	SAN FRANCISCO, CA
BOSTON, MA	LAS VEGAS, NV	OVERLAND PARK, KS	SAN JUAN, PR
CHICAGO, IL	LONG ISLAND, NY	PHILADELPHIA, PA	SEATTLE, WA
CINCINNATI, OH	LOS ANGELES, CA	PHOENIX, AZ	STAMFORD, CT
CLEVELAND, OH	MEMPHIS, TN	PITTSBURGH, PA	TAMPA, FL
DALLAS, TX	MIAMI, FL	PORTLAND, OR	WASHINGTON, DC REGION
DAYTON, OH	MILWAUKEE, WI	PORTSMOUTH, NH	WHITE PLAINS, NY
DENVER, CO	MINNEAPOLIS, MN	PROVIDENCE, RI	
DETROIT, MI	MORRISTOWN, NJ	RALEIGH-DURHAM, NC	

MY DIRECT DIAL IS: 206.626.6411
MY EMAIL ADDRESS IS: BARRY.JOHNSRUD@JACKSONLEWIS.COM

February 13, 2015

VIA E-MAIL ONLY

Kelly Kane
Industrial Relations Agent
Washington Department of Labor and Industries
Employment Standards Program
901 N Monroe Street
Suite 100
Spokane, Washington 99201
kelly.kane@lni.wa.gov

This is Exhibit K referred to in the
affidavit of Kiara Sundb
sworn before me, this 19
day of Nov, 2015

Commissioner for taking affidavits

Re: Everett Silvertips Hockey Club
Response to December 30, 2014 Inquiry

Dear Ms. Kane:

This letter is in response to your December 30, 2014 letter requesting additional information from hockey teams operating within the Western Hockey League (WHL) in the state of Washington. This letter contains the Everett Silvertips' responses to your inquiries. We feel that it is important to note that the Everett Silvertips provide each amateur athlete on its team with an education, sports training, and the availability of a post-secondary academic scholarship. The players are in the same position as other amateur athletes playing in elite leagues on their high school teams or in the NCAA – many of whom receive the same type of benefits. Moreover, the Everett Silvertips' players and their families – like those playing football, basketball, baseball, and soccer for the University of Washington and their respective families – know that they are making an agreement to play amateur athletics at the highest level of competition without becoming professionals. None of these amateur athletes are employees of their respective teams or schools, and neither the players, their parents, the team, nor the WHL have ever understood otherwise.

The Everett Silvertips have been operating in the same manner under the law since 2003. For approximately 12 years, the Everett Silvertips have provided an outlet for skilled and talented amateur hockey players to play at the highest level of amateur hockey.

The Everett Silvertips provide the following responses to L&I's specific inquiries:

Inquiries Regarding Players

Inquiry No. 1. Please describe how players join your team.

Response to Inquiry No. 1. In general, the Everett Silvertips scout and recruit amateur athletes in a similar manner to NCAA schools. While some players are drafted as part of the WHL Bantam Draft, others are invited to a training camp where they try out for the team. Players ultimately join the Everett Silvertips by signing or their parents signing a WHL agreement, a copy of which was provided to L&I on February 19, 2014 with the response from the WHL and Affiliated Teams. Players are not eligible to be on the Everett Silvertips until the year of their 15th birthday.

Inquiry No. 2. What restrictions, if any, are there on a player's ability to play for other hockey teams while playing for your team?

Response to Inquiry No. 2. Players are eligible to play at whatever level of amateur hockey they choose. The WHL is a top amateur hockey league. Once a player is placed on the Everett Silvertips' Club Protected List, he is not eligible to play for another team, unless he is released, traded or assigned to a lower category of hockey. Prior to becoming a player on the active roster, a player will normally continue his development at either the Midget or Junior A or B level.

Inquiry No. 3. Can a player be traded, promoted, or demoted from your team? Explain how such a process works.

Response to Inquiry No. 3. Players can be traded within the WHL. However, trades are rare, especially for high school players. The system of drafts and trades is needed to balance the level of competition in the league to maximize the development of the players. However, there are neither promotions nor demotions. A player may be assigned to a lower category of hockey for further development. A player who signs an NHL contract may also join an NHL Club as an underage player.

Inquiry No. 4. How many players from the 2013-14 season remained on your team for the current season (2014-2015)?

Response to Inquiry No. 4. 14.

Inquiry No. 5. What restrictions, if any, apply to the number of 15, 16 and 17 year old players a team may have?

Response to Inquiry No. 5. The WHL does not restrict the number of 17-year-old players on the Everett Silvertips' roster. The WHL limits the number of 16-year-old players permitted to play in the WHL to 88 players. The WHL only allows 15-year-old players to participate in a 5-game tryout or following the conclusion of their non-WHL hockey season. This usually occurs if the team happens to

420

be near the player's hometown, or if another player is recovering from an injury and a short-term substitution is needed.

Inquiry No. 6. Please provide name and contact information for all 15, 16 and 17 year olds that have signed standard player agreements for last season (2013-2014) and the current season (2014-2015).

Response and Objection to Inquiry No. 6. The Everett Silvertips object to this inquiry on the grounds that it requests confidential information for minor individuals. Without waiving this objection, below is a chart containing the contact information for the parents/ guardians of relevant 15-, 16-, and 17-year-old players:

<i>Minor Player</i>	<i>Parents/ Guardians</i>	<i>Contact Information for Parents/ Guardians</i>
Patrick Bajkov	Ian Bajkov	ibajkov@hotmail.com ; 250.616.1381
	Chris Bajkov	ibajkov@hotmail.com ; 250.616.3960
Matt Fonteyne	Dean Fonteyne	fontel@telus.net ; 780.361.8556
	Wanda Fonteyne	FonteyneW@wrps.ab.ca ; 780.312.4373
Gunnar Wegleitner	Mike Wegleitner	Weegce68@gmail.com ; 604.880.2078
	Nicole Wegleitner	Mnwegleitner@msn.com ; 604.880.1066
Noah Juulsen	Nei Juulsen	Njuulsen@hotmail.com ; 604.808.5006
	Kim Juulsen	Juulsenkim@hotmail.com ; 604.808.0091
Kevin Davis	Dwain Davis	dwaindavis@live.ca ; 604.320.0688
	Jan Davis	jdavis@fntc.ca ; 250.320.1920
Jordan Wharrie	Jason Wharrie	jwharrie@shaw.ca ; 604.320.0688
	June Wharrie	jwharrie@shaw.ca ; 604.818.6789
Carter Hart	John Hart	sjchart@telus.net ; 780.918.2403
	Shauna Hart	sjchart@telus.net ; 780.940.5959

Inquiry No. 7. Please provide one copy of a signed player agreement from this season or last season. If any player agreement from this season or last season differs from the standard agreement, please provide that.

Response and Objection to Inquiry No. 7. Attached as Exhibit 1, please find an executed player agreement between the Everett Silvertips and Leslie Jantzen, a recently drafted player who is not yet

42+

playing for the Everett Silvertips. The Silvertips are prohibited by League rules from making a different arrangement with any player and adhere to this rule.

Inquiries Regarding Scheduling and Play Time

Inquiry No. 8. Please describe the annual schedule for the last WHL season, and the players' responsibilities under the schedule.

Response and Objection to Inquiry No. 8. For the 2013-2014 Season, the Everett Silvertips began training camp and tryouts on August 22, 2013.

Following training camp, the Everett Silvertips participated in seven pre-season exhibition games as follows: (1) August 30, 2013, against the Victoria Royals in Everett, Washington; (2) August 31, 2013, against the Spokane Chiefs in Everett, Washington; (3) September 1, 2013, against the Portland Winterhawks in Everett, Washington; (4) September 6, 2013, against the Portland Winterhawks in Kennewick, Washington; (5) September 7, 2013, against the Kootenay Ice in Kennewick, Washington; (6) September 13, 2013, against the Seattle Thunderbirds in Everett, Washington; and (7) September 14, 2013, against the Seattle Thunderbirds in Kent, Washington.

Following pre-season, the Everett Silvertips then played 72 regular season games as follows:

Date	Opponent	Result
Sep 21, 2013	Prince George Cougars	Won 8-3
Sep 27, 2013	@ Vancouver Giants	Won 4-1
Oct 02, 2013	Kelowna Rockets	Lost 6-3
Oct 04, 2013	Tri-City Americans	Won 2-0
Oct 05, 2013	Spokane Chiefs	Lost 1-0 (OT)
Oct 08, 2013	@ Red Deer Rebels	Won 2-1
Oct 09, 2013	@ Edmonton Oil Kings	Won 4-2
Oct 11, 2013	@ Prince George Cougars	Won 3-2 (SO)
Oct 12, 2013	@ Prince George Cougars	Lost 4-3 (OT)
Oct 18, 2013	@ Spokane Chiefs	Lost 4-2
Oct 19, 2013	Kamloops Blazers	Won 1-0
Oct 20, 2013	Swift Current Broncos	Won 4-1
Oct 25, 2013	@ Vancouver Giants	Won 6-5
Oct 26, 2013	@ Kamloops Blazers	Won 7-6 (OT)
Nov 01, 2013	Brandon Wheat Kings	Lost 6-3
Nov 02, 2013	Seattle Thunderbirds	Won 5-0
Nov 06, 2013	Kamloops Blazers	Won 3-1

Date	Opponent	Result
Nov 08, 2013	Tri-City Americans	Won 2-0
Nov 09, 2013	@ Tri-City Americans	Lost 4-3 (OT)
Nov 11, 2013	Vancouver Giants	Won 4-3 (OT)
Nov 13, 2013	Regina Pats	Lost 6-5 (OT)
Nov 15, 2013	Portland Winterhawks	Won 3-2
Nov 16, 2013	Prince George Cougars	Lost 3-1
Nov 19, 2013	@ Kootenay Ice	Won 3-2
Nov 20, 2013	@ Lethbridge Hurricanes	Won 3-2
Nov 22, 2013	@ Medicine Hat Tigers	Won 4-3
Nov 23, 2013	@ Calgary Hitmen	Won 1-0
Nov 30, 2013	Saskatoon Blades	Won 5-1
Dec 03, 2013	Portland Winterhawks	Lost 6-3
Dec 06, 2013	@ Kelowna Rockets	Lost 3-1
Dec 07, 2013	@ Kamloops Blazers	Won 7-0
Dec 11, 2013	@ Spokane Chiefs	Lost 5-3
Dec 13, 2013	@ Vancouver Giants	Lost 3-0
Dec 14, 2013	Vancouver Giants	Lost 6-3
Dec 15, 2013	Spokane Chiefs	Lost 2-0
Dec 17, 2013	@ Portland Winterhawks	Won 4-2
Dec 27, 2013	Seattle Thunderbirds	Lost 3-2
Dec 28, 2013	@ Seattle Thunderbirds	Won 4-3 (OT)
Dec 31, 2013	Victoria Royals	Lost 3-2
Jan 01, 2014	@ Victoria Royals	Lost 1-0 (SO)
Jan 04, 2014	@ Spokane Chiefs	Lost 3-2 (OT)
Jan 08, 2014	Portland Winterhawks	Lost 4-1
Jan 10, 2014	Tri-City Americans	Won 6-3
Jan 11, 2014	@ Tri-City Americans	Lost 3-2 (OT)
Jan 17, 2014	Spokane Chiefs	Lost 2-1
Jan 18, 2014	Moose Jaw Warriors	Won 4-3 (SO)
Jan 22, 2014	@ Kelowna Rockets	Lost 6-3
Jan 24, 2014	@ Portland Winterhawks	Lost 5-1
Jan 25, 2014	@ Seattle Thunderbirds	Lost 4-3 (OT)
Jan 26, 2014	Portland Winterhawks	Lost 6-2
Jan 29, 2014	@ Portland Winterhawks	Lost 8-1
Jan 31, 2014	Seattle Thunderbirds	Lost 2-1
Feb 01, 2014	Spokane Chiefs	Won 5-4 (OT)
Feb 04, 2014	@ Seattle Thunderbirds	Lost 5-3

429

Date	Opponent	Result
Feb 08, 2014	@ Portland Winterhawks	Lost 5-3
Feb 09, 2014	Spokane Chiefs	Won 3-2
Feb 14, 2014	Vancouver Giants	Won 2-1 (OT)
Feb 15, 2014	Seattle Thunderbirds	Lost 3-2
Feb 16, 2014	@ Spokane Chiefs	Lost 5-3
Feb 21, 2014	Seattle Thunderbirds	Won 2-1
Feb 22, 2014	@ Tri-City Americans	Won 3-2 (SO)
Feb 23, 2014	Portland Winterhawks	Lost 2-1 (SO)
Feb 26, 2014	Prince Albert Raiders	Won 5-1
Feb 28, 2014	Tri-City Americans	Won 3-2
Mar 02, 2014	@ Seattle Thunderbirds	Won 3-1
Mar 04, 2014	Kelowna Rockets	Won 5-1
Mar 07, 2014	@ Tri-City Americans	Won 4-2
Mar 08, 2014	@ Seattle Thunderbirds	Won 5-2
Mar 12, 2014	@ Spokane Chiefs	Won 4-2
Mar 14, 2014	@ Victoria Royals	Won 5-3
Mar 15, 2014	Victoria Royals	Won 3-2
Mar 16, 2014	@ Portland Winterhawks	Lost 5-4 (SO)

The Everett Silvertips then played five post-season games as follows:

- March 22, 2014, against the Seattle Thunderbirds in Kent, Washington;
- March 23, 2014, against the Seattle Thunderbirds in Everett, Washington;
- March 25, 2014, against the Seattle Thunderbirds in Kent, Washington;
- March 28, 2014, against the Seattle Thunderbirds in Everett, Washington;
- March 29, 2014, against the Seattle Thunderbirds in Kent, Washington;

Players are obligated to attend all games and practices for the team. They are also expected to comply with school obligations, as well. As they likely would be at home, players are subject to discipline, including suspension, if they fail to meet their academic responsibilities.

Inquiry No. 9. Do the players adhere to a standard practice schedule from week to week? If so, please describe.

Response to Inquiry No. 9. In general, the players, like other amateur athletes playing team sports, adhere to a standard practice schedule. See Exhibit 2 (Example of Schedules from 2014-2015). It is important to note that nearly all amateur athletic programs, particularly those with a high level of

430

competition, have standard practice schedules week to week. Compare <http://www.azcentral.com/story/sports/college/asu/2014/07/22/asu-releases-football-practice-schedule/12996019/> (Arizona State University's August 2014 Practice Schedule (excluding weight lifting and film sessions), with Exhibit 2.

Inquiry No. 10. Please describe a player's schedule on home game day and an away game day.

Response and Objection to Inquiry No. 10. While schedules vary from time to time, in general, the players follow the schedules set forth in Exhibit 2. It is important to note that this is no different than a typical schedule for other amateur athletes playing highly competitive team sports – like NCAA or high school football, basketball, soccer, baseball, or hockey.

Inquiry No. 11. If some players' weekly schedules varied from the practice and performance schedule described above, please explain.

Response and Objection to Inquiry No. 11. See Response and Objection to Inquiry No. 10.

Inquiry No. 12. Please provide any schedule maintained by the team that reflects travel to away games, including departure and return times for last season and the current season.

Response and Objection to Inquiry No. 12. See Response and Objection to Inquiry No. 10. See also Exhibit 2.

Inquiry No. 13. Are the players supervised while playing, practicing, and traveling? By whom?

Response and Objection to Inquiry No. 13. Yes. The players are supervised at all times during games, practices and while traveling. They are supervised by the Head Coach, Assistant Coaches, Athletic Trainer, and Equipment Manager. Players also have access to a coordinator who monitors and helps them with school arrangements.

Inquiry No. 14. What limitations or restrictions apply to playing or practice time for 15, 16 and 17 year old players on the team?

Response to Inquiry No. 14. Aside from limitations referenced in the Response to Inquiry No. 5, there are typically no limitations on practice for 15-, 16-, and 17-year-old players. However, players are at home as school necessitates on practice days and game days. When the team is on the road, 16- and 17-year-old players have the same schedule as the rest of the team.

Inquiry No. 15. Please list, along with job titles, all employees of the team for last season (not including players).

Response to Inquiry No. 15. The following is a list of employees for the Everett Silvertips during the 2013-2014 season:

Name	Job Title
Joel Anderson	Senior Account Executive
Alvin Backus	Scout (BC)
Jag Bal	Scout (BC)

431

Name	Job Title
Matt Beck	Scout (AB)
Shane Clifford	Golaltending Coach
Kevin Constantine	Head Coach
Jeremy Creurer	Scout (SK)
Kevin Danford	Director of Ticket Sales
Garry Davidson	General Manager
Ty Davidson	Scout (BC)
Marc Paquet	Athletic Trainer
Travis Easton	Scout (AB)
Travis Huntington	Director of PR and Broadcasting
Bil La Forge	Head Scout (AB)
Harley Love	Scout (BC)
Mitch Love	Assistant Coach
MikeMacCulloch	Director of Marketing/ Corporate Sales
Zed Malencia	Scout (BC)
Darren Parsons	Education Coordinator/ Consultant
Kevin Pederson	Scout (BC)
Zoran Rajcic	Executive VP/ Assistant GM
Sheila Proctor	Director of Retail Operations
Lisa Rody	Host Family Coordinator
Jason Ruff	Scout (AB)
Garry Ryhorchuck	Scout (SK)
Doug Sinclair	Scout (MB)
Mark LeRose	Assistant Coach
James Stucky	Equipment Manager
Dan Todoroff	Account Executive
Jaimi Traub	Administrative Assistant
Aaron Wilson	Director of Game Operations and Ticketing

Inquiry No. 16. Please list, along with job titles, all current employees of the team (not including players).

Response to Inquiry No. 16. The following is a list of employees for the Everett Silvertips during the 2014-2015 season:

Name	Job Title
Joel Anderson	Senior Account Executive

4.32

Name	Job Title
Alvin Backus	Scout (BC)
Jag Bal	Scout (BC)
Matt Beck	Scout (AB)
Shane Clifford	Goaltending Coach
Kevin Constantine	Head Coach
Jeremy Creurer	Scout (SK)
Kevin Danford	Director of Ticket Sales
Garry Davidson	General Manager
Ty Davidson	Scout (BC)
Wayne Duncan	Athletic Trainer
Tia Dutton	Account Executive
Travis Easton	Scout (AB)
Rod Egan	Scout (AB)
Travis Huntington	Director of PR and Broadcasting
Stefanie Kato	Account Executive
Bil La Forge	Head Scout (AB)
Harley Love	Scout (BC)
Mitch Love	Assistant Coach
MikeMacCulloch	Director of Marketing/ Corporate Sales
Zed Malencia	Scout (BC)
Darren Parsons	Education Coordinator/ Consultant
Kevin Pederson	Scout (BC)
Zoran Rajcic	Executive VP/ Assistant GM
Lisa Rody	Host Family Coordinator/ Team Store
Jason Ruff	Scout (AB)
Paul Ryan	Scout (MN)
Garry Ryhorchuck	Scout (SK)
Doug Sinclair	Scout (MB)
Brennan Sonne	Assistant Coach
James Stucky	Equipment Manager
Dan Todoroff	Account Executive
Jaimi Traub	Administrative Assistant
Jerry Weir	GM – Everett Youth Hockey

Housing and Other Compensation

Inquiry No. 17. Where do players live while they are playing for your team?

Response to Inquiry No. 17. All players live with host families in and around Everett, Washington.

Inquiry No. 18. If players live with families in the community, how are those families compensated?

Response and Objection to Inquiry No. 18. All Host Families receive two full season tickets, complimentary parking for games, and \$350 per month to help cover food and incidental costs.

Inquiry No. 19. Do players receive any other housing benefits? If yes, please describe:

Response and Objection to Inquiry No. 19. No.

Inquiry No. 20. How much are the monetary stipends the players receive?

Response to Inquiry No. 20. Players are given monthly expense money of \$250. If a player has a vehicle, he is given \$120 per month as a gas allowance. And there are currently 3 players who are 20 years old and they receive \$350 per month.

Inquiry No. 21. How are the stipends paid? (by check? How frequently?)

Response and Objection to Inquiry No. 21. Players are given the stipend over two payments per month, both of which are paid via cash.

Inquiry No. 22. Does the amount of a player's stipend vary from year to year?

Response to Inquiry No. 22. The only changes to monthly stipends occur when a player's vehicle status changes or they are a 20-year-old overage player. It changed to above stipend in the 2012-2013 season.

Inquiry No. 23. Do the players receive bonuses during the course of the season? If so, what are the criteria for receiving bonuses?

Response to Inquiry No. 23. Players do not receive bonuses.

Inquiry No. 24. What type of visas, if any, do players have to obtain to play for the team in the United States?

Response to Inquiry No. 24. Canadian and European players obtain P-1 VISAS.

Inquiry No. 25. Do the players receive a 1099 and/or a W-2 tax form?

Response to Inquiry No. 25. No.

Inquiry No. 26. Do players receive any other form of financial assistance other than that described above?

Response to Inquiry No. 26. The Everett Silvertips pay for travel to training camp in the fall and the player's return home after the season. The Everett Silvertips also pay for players to travel home at

Christmas time. The Everett Silvertips also pay for education related expenses for the players while they are on the team.

Educational Information

Inquiry No. 27. Do any of your current players attend high school in Washington State? If so, please identify those players.

Response and Objection to Inquiry No. 27. Yes, Patrick Bajkov, Matt Fonteyne, Gunnar Wegleitner, Noah Juulsen, and Kevin Davis attend high school in Washington State.

Inquiry No. 28. Are any accommodations made to a high school student's schedule to facilitate their hockey schedule?

Response and Objection to Inquiry No. 28. Players attending high school attend classes in the morning and arrive at the ice rink later following those classes. They often times arrive later than other players who are not in high school. The high school students athletes have their daily workout in the afternoon whereas other players without high school obligations might work out in the morning. Everett High School works closely with the Everett Silvertips' Education Coordinator to ensure that players are able to maintain their schoolwork while traveling for games.

Inquiry No. 29. Do the players receive any high school credit for their hockey play?

Response and Objection to Inquiry No. 29. Not to the knowledge of the team.

Inquiry No. 30. For high school students, what educational expenses does the team or league provide for?

Response and Objection to Inquiry No. 30. See *supra*, *Response and Objection to Inquiry Nos. 18 and 20.* See also Position Statement (Feb. 19, 2014) (describing WHL Post-Secondary Academic Scholarship).

Inquiry No. 31. What kind of college scholarships are offered by the league and/or individuals teams?

Response to Inquiry No. 31. See Position Statement, at pp 4-5 (Feb. 19, 2014) (describing WHL Post-Secondary Academic Scholarship).

Inquiry No. 32. What restrictions, if any, apply to the how the players may use the college scholarships, such as limits on courses of study or time frames for use of the scholarships?

Response to Inquiry No. 32. The WHL Scholarship is guaranteed to each player through him and his parent or guardian signing a WHL Standard Player Agreement, provided he does not sign a professional hockey contract in the NHL or with a top-level European club. Players are allowed to play one season of minor professional hockey (AHL, e.g.) before activating the scholarship. Also, while using his WHL Scholarship, the player must remain a full-time student and must not be forced to withdraw due to failure to maintain passing grades. The value of the scholarship can be applied to any

438

post-secondary institution or career enhancing program. The value of the tuition is based on the player's home province publicly funded university or college. The scholarship must be activated no later than 18 months following the player's final year of eligibility as a 20 year old in the WHL.

Inquiry No. 33. How many players have accessed and used the available scholarships in the last 3 years? At what institutions?

Response and Objection to Inquiry No. 33. In the last 3 years, 546 WHL players have received WHL scholarships at 118 post-secondary institutions. The scholarships are administered by the WHL.

Post WHL

Inquiry No. 34. In the last three years, how many players from your team have gone on to play in the National Hockey League or other professional hockey league after their career in the WHL?

Response and Objection to Inquiry No. 34. From the 2011-2012, 2012-2013, and 2013-2014 seasons, a total of 12 former Everett Silvertips have gone on to play professional hockey in either the National Hockey League or other professional hockey leagues.

Inquiry No. 35. In the past three years, how many players from your team have gone on to play college hockey in Canada or elsewhere?

Response and Objection to Inquiry No. 35. From the 2011-2012, 2012-2013, and 2013-2014 seasons, a total of seven former Everett Silvertips have gone on to play college hockey in Canada or elsewhere.

Inquiry No. 36. In the past three years, have any of your former players sought to have their NCAA eligibility restored?

Response and Objection to Inquiry No. 36. The Everett Silvertips are not aware of any players from the 2011-2012, 2012-2013, and 2013-2014 seasons who sought to have their NCAA eligibility restored.

Team Information

Inquiry No. 37. Please describe your team's ownership structure.

Response and Objection to Inquiry No. 37. The Everett Silvertips (EHT, Inc.) is owned by a private ownership group that consists of one owner.

Inquiry No. 38. Are you associated, formally or informally, with any other amateur, professional, or semi-professional hockey leagues in the United States or Canada?

Response to Inquiry No. 38. The Everett Silvertips are a member club of the Western Hockey League (WHL). The WHL is a member of the Canadian Hockey League (CHL). The WHL and the CHL are registered members of Hockey Canada, the national governing body of amateur hockey in Canada. The WHL Washington and Oregon based Clubs are registered members of U.S.A. Hockey, the national governing body of amateur hockey in the United States. The CHL and WHL have an

436

agreement with the National Hockey League (NHL) regarding players drafted to play professional hockey.

Inquiry No. 39. Do you receive payments from professional hockey leagues or teams either directly or indirectly through the WHL? If so, please describe what those payments are related to?

Response to Inquiry No. 39. Through the NHL/CHL agreement referenced in Response and Objection to Inquiry No. 38, the WHL receives a development grant from the NHL which provides financial assistance for player development and education, coaching and officiating development and health and wellness programs.

Inquiry No. 40. What was team's gross revenue from ticket sales last season (2013-2014)?

Objection to Inquiry No. 40. The Everett Silvertips objects to this inquiry as it is irrelevant to L&I's investigation and the central question whether or not the player relationship is employment or some other relationship. This information also has no bearing upon any question that would affect any matter to be investigated or any relief to be sought. The Everett Silvertips' gross revenues from ticket sales last season (2013-2014) has no relation to L&I's investigation in this case, which concerns whether the Everett Silvertips are employing minors in violation of the child labor rules under WAC 296-125.

Inquiry No. 41. What is the gross revenue for ticket sales to date, for this season?

Objection to Inquiry No. 41. The Everett Silvertips object to this inquiry as it is irrelevant to L&I's investigation and the central question whether or not the player relationship is employment or some other relationship. This information also has no bearing upon any question that would affect any matter to be investigated or any relief to be sought. The Everett Silvertips' gross revenues from ticket sales this season (2014-2015) has no relation to L&I's investigation in this case, which concerns whether the Everett Silvertips are employing minors in violation of the child labor rules under WAC 296-125.

Inquiry No. 42. What was the total attendance last season (2013-2014)?

Response to Inquiry No. 42. The total attendance for Everett Silvertips' 36 home games during the 2013-2014 regular season was 176,443 people. By way of comparison, the total attendance for the University of Washington Huskies' 7 home football games in 2013 was 481,384 people. See Exhibit 3 (2013 National College Football Attendance Records).

Inquiry No. 43. What was the average per game attendance for the 2013-2014 season?

Response to Inquiry No. 43. The average per game attendance for the Everett Silvertips in the 2013-2014 regular season was 4,901 people. By way of comparison, the average per game attendance for the University of Washington Huskies' 7 home football games in 2013 was 68,769 people. See Exhibit 3 (2013 National College Football Attendance Records).

Other:

Inquiry No. 44. Provide any other information you feel will be helpful in this investigation.

Response to Inquiry No. 44. See Position Statement (Feb. 19, 2014). We remain willing to cooperate in this investigation should you have follow up inquiries. I would appreciate the chance to

45+

jackson | lewis
Attorneys at Law

Kelly Kane
Washington Department of Labor and Industries
February 13, 2015
Page 14

have a substantive discussion with you and any other decision makers on the investigation. I am willing to meet you in Seattle or Kent for this purpose.

Sincerely,
JACKSON LEWIS P.C.



Barry Alan Johnsrud
Attorneys for Everett Silvertips

Attachments

cc: David A. Nenni (david.nenni@jacksonlewis.com)

4822-1971-3825, v. 2

438

EXHIBIT 1

439



WESTERN HOCKEY LEAGUE
STANDARD PLAYER AGREEMENT

WHL 08/2013



EXECUTION SCHEDULE

Agreement dated effective August 24, 2014

Between the Everett Silvertips, hereinafter referred to as the "Club",

a member franchise of the Western Hockey League, hereinafter referred to as the "WHL",

And Jantzen Leslie, hereinafter referred to as the "Player".

The parties hereto mutually covenant and agree to the following:

1. Interpretation:

- (a) "Agreement" or "this Agreement" means this agreement between the Club and the Player and is inclusive of the WHL Standard Player Agreement Terms and Conditions Schedule.
- (b) The WHL Standard Player Agreement Terms and Conditions Schedule (hereinafter referred to as the "Terms and Conditions Schedule") is hereby incorporated by reference and forms part of this Agreement.
- (c) Words and phrases not defined in this WHL Standard Player Agreement have the meaning ascribed to them in the Terms and Conditions Schedule.
- (d) The "WHL Scholarship Program" has the meaning ascribed to that term in the Terms and Conditions Schedule.

2. Term: Subject to the terms and conditions of this Agreement, the Player hereby agrees to play hockey for the Club for a period of 6 years commencing with the 2015 to 2016 Hockey Season and ending with the 2019 to 2020 Hockey Season (the "Term"). For the purposes of this paragraph and this Agreement, the "Hockey Season" means the period that commences each year at the start of training camp, includes pre-season and regular season games and ends on the date of the Club's last game during the WHL regular season, the playoffs or the Memorial Cup Championship, whichever is later.

3. Player Reimbursement for Travel or Training Related Expenses: Any and all amounts received by the Player under this part shall be strictly and solely provided for and related to the reimbursement of travel or training expenses.

The Club acknowledges that the Player is required to incur travel and training expenses while playing for the Club during the Hockey Season and during the off-season. Provided the Player is on the Club's active player roster, the Club agrees to reimburse the Player during the Hockey Season, commencing on September 15 for a portion of such expenses, subject to any further limitations, restrictions or provision herein, to a maximum monthly amount of \$250.00 in the currency of the country in which the Club is located during every month of the Hockey Season.

HOCKEY SEASON	Monthly Expense Reimbursement	Monthly Overage Honorarium
2015-2016	\$ 250.00	--
2016-2017	\$ 250.00	--
2017-2018	\$ 250.00	--
2018-2019	\$ 250.00	--
2019-2020	\$ 250.00	\$ 350.00

Travel, Training, Room and Board, Education – Current Player: To pay or cause to be paid, the reasonable expenses in accordance with the provisions of Article 2 of the Terms and Conditions Schedule associated with the following:

- (a) the Player's room and board;
- (b) the Player's travel expenses incurred;
 - (i) for moving from his normal and regular place of residence to the city where the Club is located for the purpose of reporting to the Club at the commencement of each Hockey Season;
 - (ii) in returning to his normal and regular place of residence following the conclusion of each Hockey Season; and
 - (iii) for one return trip during the Christmas holiday season of each Hockey Season from the city where the Club is located to his normal and regular place of residence;
- (c) the Player's enrollment in a high school or post-secondary educational institution, for the fall and winter term, including tuition fees, compulsory student fees and textbooks directly related to the Player's course of study; and
- (d) tutors and educational advisors as deemed reasonably necessary to assist the Player in his academic studies during the academic year.

4. WHL Scholarship Program – Graduate Player:

- (a) In accordance with the provisions of Article 3 of the Terms and Conditions Schedule, the WHL agrees to reimburse or cause to be paid, the Player's educational expenses to enroll in and attend a designated publicly funded post secondary educational institution based on the assessment for a full-time student, following completion of the period that the Player plays hockey in the WHL, including tuition fees, compulsory student fees, and textbooks directly related to the Player's course of study of which payment will be made in the currency of the country where the designated publicly funded post-secondary institution is located in accordance with tuition and fees published in the official calendar of that year.
- (b) The Player designates the following publicly funded post-secondary educational institution in a province of Canada or a state of the United States of America where the Player normally and regularly resides, as the "designated post-secondary educational institution" for the purposes of paragraph 3.1 in the Terms and Conditions Schedule;


University of Alberta (Name of Post Secondary Institution)

- 5. Binding Commitment: The parties hereto hereby accept and agree to the terms, conditions, covenants, agreements and obligations of each other set forth and contained in this Agreement.
- 6. Time: Time shall be of the essence of this Agreement.
- 7. Entire Agreement: This Agreement, inclusive of the Terms and Conditions Schedule which is incorporated herein by reference and forms part hereof, constitutes the whole and entire agreement between the parties hereto and cancels and supersedes any oral and prior agreements, undertakings, declarations, representations and warranties, written or verbal, between the parties hereto.
- 8. Governing Law: This Agreement shall be governed by and construed in accordance with the laws of the province of Canada or the state of the United States of America, as applicable, where the Club is located.
- 9. Acknowledgement: Each of the Player and, if applicable, the Player's parent or guardian who is a signatory to this Agreement, acknowledges that he has read and understands the contents of this Agreement.

In Witness Whereof, the parties have executed this Agreement effective as of the date set forth above and are in agreement with all terms and conditions contained herein:

WHL MEMBER CLUB:

Everett Silvertips
 August 24, 2014
 Date of Execution


Garry Davidson
 General Manager

 Signature - General Manager

Address: 2000 Hewitt Ave, Suite 100, Everett, WA USA 98201

Phone No: 425-252-5100 Email: Info@everettsilvertips.com Fax No: 425-257-0700

PLAYER:

Jantzen Leslie
 Print Name - Player
 August 24, 2014
 Date of Execution


 Signature - Player
 Witness as to Signature of Player

Date of Birth: February 11, 1999 Social Insurance Number :


Home Address: Box 11412, Lloydminster AB T9V 3B7

Phone No: (760) 871-8958 Email: trevieslie@yahoo.ca Fax No:

Note: In the Provinces of Manitoba, Saskatchewan and Alberta and the States of Washington and Oregon, a parent or guardian must execute this Agreement if, at the time of execution of this Agreement by the Player, the Player is under the age of eighteen (18) years. In the Province of British Columbia, a parent or guardian must execute this Agreement if, at the time of execution of this Agreement by the Player, the Player is under the age of nineteen (19) years.

PARENT OR GUARDIAN OF PLAYER:

Trevor & Darla Leslie
 Print Name - Player's Parent or Guardian
 August 24, 2014
 Date of Execution

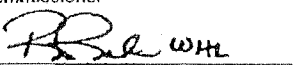

 Signature - Player's Parent or Guardian
 Witness as to Signature of Player's Parent or Guardian

Address of Player's Parent or Guardian: Box 11412, Lloydminster AB T9V 3B7

Phone No: (760) 871-8958 Email: trevleslia@yahoo.ca Fax No:

APPROVED BY WESTERN HOCKEY LEAGUE:

Ron Robison
 WHL Commissioner
 August 24, 2014
 Date of Execution


 Signature - WHL Commissioner

WHL Office Address: 2424 University Drive NW, Calgary, Alberta, Canada T2N 3Y9
 Phone No: (403)693-3030 Fax No: (403)693-3031 e-mail: Info@whl.ca

432

WHL 08/2013



WESTERN HOCKEY LEAGUE
STANDARD PLAYER AGREEMENT



ADDENDUM

Amending Agreement dated effective August 24, 2014

Between the Everett, hereinafter referred to as the "Club",

a member franchise of the Western Hockey League, hereinafter referred to as the "WHL",

And Jantzen Leslie, hereinafter referred to as the "Player".

The parties hereto mutually covenant and agree to the following:


1. Statement of Principle: Notwithstanding the provisions of paragraph 7 of the WHL Standard Player Agreement, this Amending Agreement is supplemental to and amends the agreement dated August 24, 2014 (the "Agreement") between the Club and the Player. The provisions of the Agreement are conclusively deemed to have been amended, modified and supplemented by this Amending Agreement.
2. Construction: This Amending Agreement and the Agreement shall have effect as far as practicable as though the provisions hereof and thereof were contained in one instrument.
3. Amendments: The Agreement shall be and is hereby amended, modified and supplemented as follows:
 1. Upon signing contract, player will activate first year of contract and receive a year of education.
 2. Upon playing in an exhibition or regular season WHL game in subsequent years, Jantzen Leslie will be entitled to a full year of education scholarship, and shall receive a full year of credit towards WHL Scholarship (up to a maximum of five years).
 3. In the event Jantzen Leslie suffers a career ending injury while participating in a sanctioned game, practice or activity with the Western Hockey League, his amateur club, Alberta Hockey Association or Hockey Canada in 2014-2015 or 2015-2016, the player shall be entitled to a maximum of four years education scholarship. Once Jantzen Leslie becomes a roster player of the Everett Silvertips, or any other WHL team, he will be entitled to the career ending injury benefit as per the WHL Standard Player Agreement.
 4. Jantzen Leslie will be deemed ineligible for trade until the completion of the WHL season in his normal high school graduation year. The player will not be traded by the Club without prior, written consent of both the player and one of his parents.
 5. Player will receive gas allowance once player has vehicle in Everett.
 6. Player shall be entitled to reasonable expenses for a qualified tutor and/or summer school classes as required by the Player to assist in the completion of his educational endeavours, as per Section 2.5 of the Agreement.
 7. Club shall provide the Player with complete Medical, Dental, and Out of Country Medical Coverages when applicable, when participating with the Club.
 7. Player will receive two (2) tickets for his family members for all home games.
 8. In the event that the Player is selected to participate with Hockey Canada or like National Governing Association, in their annual World Junior Championship U-18 or U-17 selection process, the Club agrees to permit the Player to participate in any practices, games, selection process or pre - tournament competition in accordance with WHL regulations and Agreement with the governing Associations.
 9. Any changes made to the WHL Standard Player Agreement "Terms and Conditions Schedule" after the date of this contract, that are considered beneficial to the player, will be incorporated by reference

In Witness Whereof, the parties have executed this Amending Agreement effective as of the date set forth above and are in agreement with all terms and conditions contained herein:

Evrett Silvertips

Date of Execution: August 24, 2014


Garry Davidson


Signature - General Manager

PLAYER


Date of Execution: August 24, 2014


Signature of Player


Witness as to Signature of Player

PARENT OR GUARDIAN OF PLAYER

Date of Execution: August 24, 2014


Signature - Player's Parent or Guardian


Witness as to Signature of Parent or Guardian

APPROVED BY WESTERN HOCKEY LEAGUE


Signature - WHL Commissioner

Date of Execution: August 24, 2014

444

EXHIBIT 2

435

 **My Full Schedule**

[Back to My Teams](#)

[Subscribe/Export](#)

September 2014

Sunday	Monday	Tuesday	Wednesday	Thursday	Friday	Saturday
	1	2	3 1:30 PM - 3:30 PM Everett Silvertips Practice Xinity	4 10:00 AM - 11:30 AM Everett Silvertips Practice Xinity	5 11:00 AM Preseason - Everett Silvertips at Seattle Thunderbirds Toyota Center - Kennewick 4-2 W	6 11:00 AM Preseason - Everett Silvertips at Kootenay Ice View Notes Toyota Center - Kennewick 8-2 W
7	8 7:30 AM Everett Silvertips High School Starts View Notes Everett High School 12:30 PM - 3:30 PM Everett Silvertips Practice Xinity	9 12:30 PM - 3:30 PM Everett Silvertips Practice Xinity	10 12:30 PM - 3:30 PM Everett Silvertips Practice Xinity	11 12:30 PM - 3:30 PM Everett Silvertips Practice Xinity	12 7:35 PM Preseason - Everett Silvertips vs. Seattle Thunderbirds Xinity 4-1 W	13 7:05 PM Preseason - Everett Silvertips at Seattle Thunderbirds Hotel 540 4-1 W
14 1:10 PM - 4:10 PM Everett Silvertips Mariners vs Oakland A's Safeco Field	15 1:00 PM - 3:00 PM Everett Silvertips Practice Xinity Community Ice Park	16 1:00 PM - 3:00 PM Everett Silvertips Practice Xinity Community Ice Park	17 1:00 PM - 3:00 PM Everett Silvertips Practice Xinity Community Ice Park 4:45 PM Everett Silvertips Tutor-math Skinner Conference Room	18 1:00 PM - 3:00 PM Everett Silvertips Practice Xinity Community Ice Park	19 1:00 PM - 3:00 PM Everett Silvertips Practice Xinity Community Ice Park	20 7:05 PM Everett Silvertips at Seattle Thunderbirds Hotel 540 1-0 W
21 2:00 PM - 4:00 PM Everett Silvertips Playoff/Pract BRQ Rady House	22 1:30 PM - 3:30 PM Everett Silvertips Practice Lynnwood Ice Center	23 1:30 PM - 3:30 PM Everett Silvertips Practice Lynnwood Ice Center	24 2:30 PM - 4:30 PM Everett Silvertips Bowling Gaber Lanes	25 1:30 PM - 3:30 PM Everett Silvertips Practice Lynnwood Ice Center 5:00 PM - 6:00 PM Meeting - Everett Silvertips Police Presentation Xinity	26 1:30 PM - 3:30 PM Everett Silvertips Practice Lynnwood Ice Center	27 7:00 PM Everett Silvertips at Portland Winterhawks View Notes Moca Center - Portland 5-1 W
28 5:00 PM Everett Silvertips at Portland Winterhawks Moca Center - Portland 6-4 W	29 1:00 PM - 2:00 PM Meeting - Everett Silvertips WHL Rules Presentation Xinity	30 12:30 PM - 3:30 PM Everett Silvertips Practice Xinity 4:45 PM Everett Silvertips Math Tutor Skinner Conference Room				

436

Back to My Teams							Subscribe/Export
October 2014							
Sunday	Monday	Tuesday	Wednesday	Thursday	Friday	Saturday	
			1 1:00 PM - 3:00 PM Everett Silvertips Practice Xhity Community Ice Rink	2 1:00 PM - 3:00 PM Everett Silvertips Practice Xhity Community Ice Rink	3 7:35 PM Everett Silvertips vs. Kelowna Rockets Xhity 5-4 OTL	4 7:05 PM Everett Silvertips vs. Portland Winterhawks Xhity 3-2 OTL	
5	6 12:30 PM - 3:30 PM Everett Silvertips Practice Xhity	7 12:30 PM - 3:30 PM Everett Silvertips Practice Xhity	8 12:30 PM - 3:30 PM Everett Silvertips Practice Xhity	9 12:30 PM - 3:30 PM Everett Silvertips Practice Xhity 4:45 PM Everett Silvertips Math Tutor Skates Conference Room	10 7:35 PM Everett Silvertips vs. Portland Winterhawks Xhity 6-2 W 10:30 PM Everett Silvertips Depart Post Game for Kamloops View Notes Xhity	11 7:00 PM Everett Silvertips at Kamloops Blazers View Notes Interer Savings Center - Kamloops 5-1 W 10:00 PM Everett Silvertips Depart post game for Everett Interer Savings Center - Kamloops	
12	13 12:30 PM - 3:30 PM Everett Silvertips Practice Xhity 5:15 PM - 6:15 PM Everett Silvertips EYH practice View Notes Xhity	14 1:00 PM - 3:00 PM Everett Silvertips Practice Xhity Community Ice Rink 5:15 PM - 6:15 PM Everett Silvertips EYH practice View Notes Xhity Community Ice Rink	15 1:00 PM - 3:00 PM Everett Silvertips Practice Xhity Community Ice Rink 6:30 PM - 7:30 PM Everett Silvertips EYH practice View Notes Xhity Community Ice Rink	16 1:00 PM - 3:00 PM Everett Silvertips Practice Xhity Community Ice Rink 4:45 PM Everett Silvertips Math Tutor Skates Conference Room	17 12:30 PM Everett Silvertips Depart for Tri Cities Xhity 7:05 PM Everett Silvertips at Tri City Americans Toyota Center - Kennewick 5-4 SOL 10:00 PM Everett Silvertips Depart post game for Spokane View Notes Toyota Center - Kennewick	18 7:05 PM Everett Silvertips at Spokane Chiefs Spokane Arena 3-2 OTW 10:00 PM Everett Silvertips Depart post game for Everett Spokane Arena	
19 2:00 PM - 6:00 PM Social - Everett Silvertips Booster Club Event Evergreen Bowling Lanes	20 10:00 AM - 11:30 AM Everett Silvertips Providence Hospital Visit Providence Hospital 1:00 PM - 3:00 PM Everett Silvertips Practice Xhity Community Ice Rink	21 1:00 PM - 3:00 PM Everett Silvertips Practice Xhity Community Ice Rink 5:15 PM - 6:15 PM Everett Silvertips EYH practice View Notes Xhity Community Ice Rink	22 7:05 PM Everett Silvertips vs. Spokane Chiefs Xhity 5-4 L	23 12:30 PM - 3:30 PM Everett Silvertips Practice Xhity 4:45 PM Everett Silvertips Math Tutor Skates Conference Room 5:15 PM - 6:15 PM Everett Silvertips EYH practice View Notes Xhity Community Ice Rink	24 7:35 PM Everett Silvertips vs. Tri City Americans Xhity 3-1 W	25 7:35 PM Pink The Rink - Everett Silvertips vs. Seattle Thunderbirds Xhity 2-1 OTW	
26	27 12:30 PM - 3:30 PM Everett Silvertips Practice Xhity	28 11:00 AM - 2:00 PM Everett Silvertips Practice Xhity 3:00 PM Everett Silvertips Depart Post Practice for Kamloops View Notes Xhity	29 7:00 PM Everett Silvertips at Kamloops Blazers Inter Savings Center - Kamloops 4-1 W 10:00 PM Everett Silvertips Depart post game for Everett Inter Savings Center - Kamloops	30 12:30 PM - 3:30 PM Everett Silvertips Practice Xhity 4:45 PM Everett Silvertips Math Tutor Skates Conference Room	31 12:30 PM - 3:30 PM Everett Silvertips Practice Xhity		

447

 **My Full Schedule**

[Back to My Teams](#)

[Subscribe/Export](#)

November 2014

Sunday	Monday	Tuesday	Wednesday	Thursday	Friday	Saturday
						1 7:05 PM Everett Silvertips vs Edmonton Oil Kings xhty 3-0 W
2 3:30 PM - 6:30 PM Everett Silvertips Red Cross Seminar xhty	3 12:30 PM - 3:30 PM Everett Silvertips Practice xhty	4 12:30 PM - 3:30 PM Everett Silvertips Practice xhty 6:00 PM - 7:00 PM Radio Show - Everett Silvertips Radio Show Speny's New A Row	5 7:05 PM Everett Silvertips vs. Red Deer Rebels xhty 6-3 W	6 12:30 PM - 3:30 PM Everett Silvertips Practice xhty 4:45 PM Everett Silvertips Math Tutor Silvertips Conference Room 5:00 PM Everett Silvertips English Tutor Silvertips Conference Room	7 1:30 PM Everett Silvertips Depart for Vancouver xhty 7:30 PM Everett Silvertips at Vancouver Giants xhty 5-1 W 10:30 PM Everett Silvertips Depart post game for Everett xhty	8 7:05 PM Everett Silvertips vs. Spokane Chiefs xhty 6-4 L
9	10 2:15 PM - 3:30 PM Everett Silvertips Practice xhty	11 12:30 PM - 3:30 PM Everett Silvertips Practice xhty 5:00 PM Everett Silvertips Science Tutor Silvertips Conference Room 5:00 PM Everett Silvertips English Tutor Silvertips Conference Room 6:00 PM - 7:00 PM Radio Show - Everett Silvertips Radio Show Speny's New A Row	12 12:30 PM - 3:30 PM Everett Silvertips Practice xhty 5:00 PM Everett Silvertips Science Tutor Silvertips Conference Room	13 12:30 PM - 3:30 PM Everett Silvertips Practice xhty 4:45 PM Everett Silvertips Math Tutor Silvertips Conference Room 5:00 PM Everett Silvertips English Tutor Silvertips Conference Room	14 7:35 PM Everett Silvertips vs. Portland Winterhawks xhty 4-3 SOW	15 7:05 PM Everett Silvertips vs. Kamloops Blazers xhty 3-2 SOW
16 10:30 AM Everett Silvertips Depart for Portland xhty 5:00 PM Everett Silvertips at Portland Winterhawks Memorial Coliseum - Portland 7-1 L	17 5:00 PM Everett Silvertips Science Tutor Silvertips Conference Room 5:00 PM Everett Silvertips English Tutor Silvertips Conference Room	18 1:00 PM - 3:00 PM Everett Silvertips Practice xhty Community Ice Rink 4:45 PM Everett Silvertips Math Tutor Silvertips Conference Room 5:00 PM Everett Silvertips Science Tutor Silvertips Conference Room 5:00 PM Everett Silvertips English Tutor Silvertips Conference Room 5:00 PM Everett Silvertips English Tutor Silvertips Conference Room 5:15 PM - 7:30 PM Everett Silvertips EYH practice	19 1:00 PM - 3:00 PM Everett Silvertips Practice xhty Community Ice Rink 5:00 PM Everett Silvertips Science Tutor Silvertips Conference Room 6:30 PM - 7:30 PM Everett Silvertips EYH practice View #116 xhty Community Ice Rink	20 12:00 PM Everett Silvertips Depart for Victoria View notes xhty	21 7:05 PM Everett Silvertips at Victoria Royals Save On Foods Memorial Center - Victoria 3-1 L	22 11:00 AM Everett Silvertips Depart for Everett Save On Foods Memorial Center - Victoria 7:05 PM Everett Silvertips at Seattle Thunderbirds Hosley 3-2 SOW

448

23	24	25	26	27	28	29
		<p>View Notes Xinity Community Ice Rink</p> <p>6:00 PM - 7:00 PM Radio Show - Everett Silvertips Radio Show View Notes Sporny's Beef & Brew</p>				
	<p>1:00 PM - 3:00 PM Everett Silvertips Practice Xinity Community Ice Rink</p> <p>5:00 PM Everett Silvertips English Tutor Silvertips Conference Room</p>	<p>12:30 PM - 3:30 PM Everett Silvertips Practice Xinity</p> <p>4:45 PM Everett Silvertips Math Tutor Silvertips Conference Room</p> <p>5:00 PM Everett Silvertips Science Tutor Silvertips Conference Room</p> <p>5:00 PM Everett Silvertips English Tutor Silvertips Conference Room</p> <p>6:00 PM - 7:00 PM Radio Show - Everett Silvertips Radio Show Sporny's Beef & Brew</p>	<p>7:05 PM Everett Silvertips vs. Kamloops Blazers Xinity 2-1 W</p>	<p>12:30 PM - 3:30 PM Everett Silvertips Practice Xinity</p>	<p>7:35 PM Everett Silvertips vs. Seattle Thunderbirds Xinity 3-2 L</p>	<p>9:30 AM - 10:30 AM Everett Silvertips EYM practice View Notes Xinity Community Ice Rink</p> <p>12:30 PM - 1:45 PM Everett Silvertips Practice Xinity</p>
<p>30</p> <p>4:05 PM Everett Silvertips vs. Kootenay Ice Xinity 4-3 OTL</p>						

449



My Full Schedule

[Back to My Teams](#)

[Subscribe/Export](#)

December 2014

Sunday	Monday	Tuesday	Wednesday	Thursday	Friday	Saturday
	<p>1</p> <p>12:30 PM - 3:30 PM Everett Silvertips Practice xhty</p> <p>5:15 PM - 6:15 PM Everett Silvertips EYN practice View Notes xhty</p>	<p>2</p> <p>12:30 PM - 3:30 PM Everett Silvertips Practice xhty</p> <p>5:00 PM Everett Silvertips Science Tutor Skretes Conference Room</p> <p>5:00 PM Everett Silvertips English Tutor Skretes Conference Room</p> <p>6:00 PM - 7:00 PM Radio Show - Everett Silvertips Radio Show Sporty's Beef & Beer</p>	<p>3</p> <p>7:05 PM Everett Silvertips vs. Spokane Chiefs xhty 4-2 W</p>	<p>4</p> <p>9:00 AM - 11:00 AM Appearance - Everett Silvertips School Assembly Fajal Coast Elementary</p> <p>12:30 PM - 3:30 PM Everett Silvertips Practice xhty</p> <p>5:00 PM Everett Silvertips Math Tutor Skretes Conference Room</p> <p>5:00 PM Everett Silvertips English Tutor Skretes Conference Room</p>	<p>5</p> <p>7:35 PM Everett Silvertips vs. Medicine Hat Tigers xhty 5-2 L</p>	<p>6</p> <p>12:30 PM Everett Silvertips Depart for Portland xhty</p> <p>7:00 PM Everett Silvertips at Portland Winterhawks Memorial Coliseum - Portland 5-3 L</p> <p>10:00 PM Everett Silvertips Depart post game for Everett Media Center - Portland</p>
<p>7</p> <p>5:00 PM - 9:00 PM Social - Everett Silvertips Booster Club Event Hokley Inn</p>	<p>8</p> <p>12:30 PM - 3:30 PM Everett Silvertips Practice xhty</p>	<p>9</p> <p>12:30 PM Everett Silvertips Depart for Tri Cities Toyota Center - Kennewick</p> <p>7:05 PM Everett Silvertips at Tri City Americans Toyota Center - Kennewick 4-3 SOW</p> <p>10:00 PM Everett Silvertips Depart post game for Everett Toyota Center - Kennewick</p>	<p>10</p> <p>12:30 PM - 3:30 PM Everett Silvertips Practice xhty</p> <p>5:00 PM Everett Silvertips Science Tutor Skretes Conference Room</p> <p>5:00 PM Everett Silvertips English Tutor Skretes Conference Room</p> <p>6:30 PM - 7:30 PM Everett Silvertips EYN practice View Notes xhty Community & Park</p>	<p>11</p> <p>12:30 PM - 3:30 PM Everett Silvertips Practice xhty</p> <p>5:00 PM Everett Silvertips Math Tutor Skretes Conference Room</p> <p>5:00 PM Everett Silvertips English Tutor Skretes Conference Room</p>	<p>12</p> <p>7:35 PM Everett Silvertips vs. Prince George Cougars xhty 3-1 L</p>	<p>13</p> <p>7:05 PM Everett Silvertips vs. Tri City Americans xhty 4-2 W</p>
<p>14</p>	<p>15</p> <p>12:30 PM - 3:30 PM Everett Silvertips Practice xhty</p>	<p>16</p> <p>7:30 PM Everett Silvertips Depart for Vancouver xhty</p> <p>7:00 PM Everett Silvertips at Vancouver Giants xhty 2-1 L</p> <p>10:00 PM Everett Silvertips Depart post game for Everett xhty</p>	<p>17</p> <p>7:05 PM Everett Silvertips vs. Victoria Royals xhty 7-6 SOW</p>	<p>18</p>	<p>19</p>	<p>20</p>
<p>21</p>	<p>22</p>	<p>23</p>	<p>24</p>	<p>25</p>	<p>26</p> <p>4:30 PM - 6:30 PM Everett Silvertips Practice xhty</p>	<p>27</p> <p>7:05 PM Everett Silvertips vs. Vancouver Giants xhty 1-0 OTW</p>

43

TeamSnap :: My Full Schedule

<https://go.teamsnap.com/team/schedule>

28	29	30	31
<ul style="list-style-type: none"> 10:30 AM Everett Silvertips Depart for Tri Cities Windy 	<ul style="list-style-type: none"> 1:00 PM - 3:45 PM Everett Silvertips Practice x/fxy 	<ul style="list-style-type: none"> 3:30 PM Everett Silvertips Depart for Seattle x/fxy 	<ul style="list-style-type: none"> 11:00 AM Everett Silvertips Depart for Calgary View Notes Sandman Hotel & Suites Calgary West
<ul style="list-style-type: none"> 5:05 PM Everett Silvertips at Tri City Americans Toyota Center - Events 3 3-2 L 		<ul style="list-style-type: none"> 7:05 PM Everett Silvertips at Seattle Thunderbirds Hotel 510 4-3 L 	
<ul style="list-style-type: none"> 8:00 PM Everett Silvertips Depart post game for Everett x/fxy 		<ul style="list-style-type: none"> 10:00 PM Everett Silvertips Depart Post Game for Kanloops View Notes Hotel 540 	

451

 My Full Schedule

[Back to My Teams](#)

[Subscribe/Export](#)

January 2015						
Sunday	Monday	Tuesday	Wednesday	Thursday	Friday	Saturday
				1 10:00 AM Everett SilverTIPS Practice Father David Bauer Arena 12:00 PM Everett SilverTIPS Depart for Saskatoon View Notes Sask Tel Arena	2 3:30 PM Everett SilverTIPS Depart for PA Art Hausler Arena 7:00 PM Everett SilverTIPS at Prince Albert Raiders Art Hausler Arena 2-0 W 10:00 PM Everett SilverTIPS Depart for Saskatoon Sask Tel Arena	3 7:05 PM Everett SilverTIPS at Saskatoon Blades Sask Tel Arena 6-2 W
4 11:00 AM Everett SilverTIPS Travel to Brandon Comed Inn	5 10:00 AM Everett SilverTIPS Practice KeyStone Centre	6 7:00 PM Everett SilverTIPS at Brandon Wheat Kings KeyStone Centre 5-0 W 10:00 PM Everett SilverTIPS Depart for Regina Brandt Centre	7 7:00 PM Everett SilverTIPS at Regina Pats Brandt Centre 3-1 L	8 11:00 AM Everett SilverTIPS Practice Brandt Centre	9 4:00 PM Everett SilverTIPS Depart for Moose Jaw Brandt Centre 7:00 PM Everett SilverTIPS at Moose Jaw Warriors Moose Place 6-2 W 10:00 PM Everett SilverTIPS Depart post game for Swift Current View Notes Moose Place	10 7:00 PM Everett SilverTIPS at Swift Current Broncos Credit Union Place 3-1 W 10:00 PM Everett SilverTIPS Post Game Depart for Everett Xfinity
11 11:00 AM Everett SilverTIPS Practice Xfinity	12 12:30 PM - 3:30 PM Everett SilverTIPS Practice Xfinity	13 9:00 AM Appearance - Everett SilverTIPS School Assembly Liberty Elementary School 12:30 PM - 1:30 PM Everett SilverTIPS Practice Xfinity 5:00 PM Everett SilverTIPS English Tutor SilverTIPS Conference Room 6:00 PM - 7:00 PM Radio Show - Everett SilverTIPS Radio Show Sporty & Beef & Brew	14 9:00 AM Appearance - Everett SilverTIPS School Assembly Marshall Elementary School 12:30 PM - 3:30 PM Everett SilverTIPS Practice Xfinity 4:00 PM - 5:00 PM (Arrive at 3:45 PM) Appearance - Everett SilverTIPS Imagine Children's Museum YSR Imagine Children's Museum 5:00 PM Everett SilverTIPS Science Tutor SilverTIPS Conference Room 5:00 PM Everett SilverTIPS Math Tutor SilverTIPS Conference Room	15 12:30 PM - 3:30 PM Everett SilverTIPS Practice Xfinity 5:00 PM Everett SilverTIPS English Tutor SilverTIPS Conference Room	16 7:35 PM Everett SilverTIPS vs. Spokane Chiefs Xfinity 5-3 W	17 7:05 PM Everett SilverTIPS vs. Seattle Thunderbirds Xfinity 6-0 W
18 8:00 AM Everett SilverTIPS Depart for Prince George View Notes Xfinity	19 10:00 AM Everett SilverTIPS Practice CH Centre - PG	20 7:00 PM Everett SilverTIPS at Prince George Cougars CH Centre - PG 6-1 W	21 7:00 PM Everett SilverTIPS at Prince George Cougars CH Centre - PG 4-1 W 10:00 PM Everett SilverTIPS Post Game Depart for	22 9:00 AM Everett SilverTIPS Depart for Kelowna Prospera Place - Kelowna	23 7:05 PM Everett SilverTIPS at Kelowna Rockets Prospera Place - Kelowna 5-3 L	24 7:05 PM Everett SilverTIPS at Kelowna Rockets Prospera Place - Kelowna 9-3 L 10:00 PM Everett SilverTIPS Post

452

			Kelowna View Notes CN Center - PG			Game Depart for Everett Prosper Place - Kelowna
25	26	27	28	29	30	31
	12:30 PM - 3:30 PM Everett Silvertips Practice Xfinity	12:30 PM - 3:30 PM Everett Silvertips Practice Xfinity	12:30 PM - 3:30 PM Everett Silvertips Practice Xfinity	12:30 PM - 3:30 PM Everett Silvertips Practice Xfinity	7:35 PM Everett Silvertips vs. Vancouver Giants Xfinity 7-1 W	12:30 PM Everett Silvertips Depart for Portland Xfinity
		5:00 PM Everett Silvertips Science Tutor Silvertips Conference Room	5:00 PM Everett Silvertips Science Tutor Silvertips Conference Room	5:00 PM Everett Silvertips English Tutor Silvertips Conference Room		7:00 PM Everett Silvertips at Portland Winterhawks Mada Center - Portland
		5:00 PM Everett Silvertips Math Tutor Silvertips Conference Room	5:00 PM Everett Silvertips Math Tutor Silvertips Conference Room			10:00 PM Everett Silvertips Post Game Depart for Everett Mada Center - Portland
		5:00 PM Everett Silvertips English Tutor Silvertips Conference Room				
		6:00 PM - 7:00 PM Radio Show - Everett Silvertips Radio Show Sporty's Beer & Brew				

483



My Full Schedule

[Back to My Teams](#)

[Subscribe/Export](#)

February 2015

Sunday	Monday	Tuesday	Wednesday	Thursday	Friday	Saturday
1	2 11:00 AM - 2:00 PM Everett Silvertips Practice Xinity 3:00 PM Everett Silvertips Depart for Spokane View Notes Xinity	3 7:05 PM Everett Silvertips at Spokane Chiefs Spokane Arena 10:00 PM Everett Silvertips Post Game Depart for Everett Spokane Arena	4 12:30 PM - 3:30 PM Everett Silvertips Practice Xinity	5 12:30 PM - 3:30 PM Everett Silvertips Practice Xinity	6 7:35 PM Everett Silvertips vs. Tri City Americans Xinity	7 12:30 PM Everett Silvertips Depart for Tri Cities Xinity 7:05 PM Everett Silvertips at Tri City Americans Toyota Center - Kennewick 10:00 PM Everett Silvertips Post Game Depart for Everett Toyota Center - Kennewick
8 4:05 PM Everett Silvertips vs. Portland Winterhawks Xinity	9 12:30 PM - 3:30 PM Everett Silvertips Practice Xinity	10 1:15 PM - 3:15 PM Everett Silvertips Practice Xinity 6:30 PM - 7:00 PM Radio Show - Everett Silvertips Radio Show Sporty's Bed & Brew	11 7:05 PM Everett Silvertips vs. Tri City Americans Xinity	12 12:30 PM - 3:30 PM Everett Silvertips Practice Xinity	13 7:35 PM Everett Silvertips vs. Vancouver Giants Xinity	14 7:05 PM Everett Silvertips vs. Seattle Thunderbirds Xinity
15	16 12:30 PM - 3:30 PM Everett Silvertips Practice Xinity	17 12:30 PM - 3:30 PM Everett Silvertips Practice Xinity 6:00 PM - 7:00 PM Radio Show - Everett Silvertips Radio Show Sporty's Bed & Brew	18 9:00 AM Appearance - Everett Silvertips School Assembly Plewood Elementary School 12:30 PM - 3:30 PM Everett Silvertips Practice Xinity	19 12:30 PM - 3:30 PM Everett Silvertips Practice Xinity	20 7:35 PM Everett Silvertips vs. Tri City Americans Xinity	21 4:00 PM Everett Silvertips Depart for Seattle Xinity 7:05 PM Everett Silvertips at Seattle Thunderbirds Showare 10:00 PM Everett Silvertips Post Game Depart for Everett Showare
22 4:05 PM Everett Silvertips vs. Lethbridge Hurricanes Xinity	23	24 11:00 AM - 2:00 PM Everett Silvertips Practice Xinity 3:00 PM Everett Silvertips Depart for Spokane View Notes Xinity	25 7:05 PM Everett Silvertips at Spokane Chiefs Spokane Arena 10:00 PM Everett Silvertips Post Game Depart for Everett Spokane Arena	26 12:30 PM - 3:30 PM Everett Silvertips Practice Xinity	27 8:00 AM - 8:00 AM Parents - Everett Silvertips Parents Weekend Xinity 7:35 PM Everett Silvertips vs. Calgary Hitmen Xinity	28 8:00 AM Everett Silvertips Parents Weekend Xinity 7:05 PM Everett Silvertips vs. Prince George Cougars Xinity 10:00 PM Everett Silvertips Parent/Player/Billet Photos Xinity

457

Back to My Teams							Subscribe/Export
March 2015							
Sunday	Monday	Tuesday	Wednesday	Thursday	Friday	Saturday	
1	2 12:30 PM - 3:30 PM Everett Silvertips Practice Xfinity	3 7:05 PM Everett Silvertips vs. Kelowna Rockets Xfinity	4 1:30 PM - 3:30 PM Everett Silvertips Practice Lynnwood Ice Center	5 1:30 PM - 3:30 PM Everett Silvertips Practice Lynnwood Ice Center	6 12:30 PM Everett Silvertips Depart for Tri Cities Xfinity 7:05 PM Everett Silvertips at Tri City Americans Toyota Center - Kennewick 10:00 PM Everett Silvertips Post Game Depart for Everett Toyota Center - Kennewick	7 2:00 PM Everett Silvertips Depart for Vancouver Xfinity 7:05 PM Everett Silvertips at Vancouver Giants Pacific Coliseum 10:00 PM Everett Silvertips Depart post game for Everett Pacific Coliseum	
8	9 1:30 PM - 3:30 PM Everett Silvertips Practice Lynnwood Ice Center	10 1:30 PM - 3:30 PM Everett Silvertips Practice Lynnwood Ice Center 6:00 PM - 7:00 PM Radio Show - Everett Silvertips Radio Show Sporty's Beef & Brew	11 7:05 PM Everett Silvertips vs. Portland Winterhawks Xfinity	12 12:30 PM - 3:30 PM Everett Silvertips Practice Xfinity	13 1:30 PM Everett Silvertips Depart for Seattle Xfinity 7:35 PM Everett Silvertips at Seattle Thunderbirds ShoWare 10:00 PM Everett Silvertips Post Game Depart for Everett TBO	14 7:05 PM Everett Silvertips vs. Seattle Thunderbirds Xfinity	
15 7:00 PM Social - Everett Silvertips Booster Club Event TBO	16 12:30 PM - 3:30 PM Everett Silvertips Practice Xfinity	17 12:30 PM - 3:30 PM Everett Silvertips Practice Xfinity 6:00 PM - 7:00 PM Radio Show - Everett Silvertips Radio Show Sporty's Beef & Brew	18 12:30 PM - 3:30 PM Everett Silvertips Practice Xfinity	19 12:30 PM - 3:30 PM Everett Silvertips Practice Xfinity	20 8:00 AM Everett Silvertips Depart for Victoria Xfinity 7:05 PM Everett Silvertips at Victoria Royals Save On Foods Memorial Center - Victoria	21 7:30 AM Everett Silvertips Depart for Everett Save On Foods Memorial Center - Victoria 7:05 PM Everett Silvertips vs. Victoria Royals Xfinity 10:00 PM Everett Silvertips Post Game Depart for Spokane Xfinity	
22 5:05 PM Everett Silvertips at Spokane Chiefs Spokane Arena 8:00 PM Everett Silvertips Post Game Depart for Everett Spokane Arena	23	24 6:00 PM - 7:00 PM Radio Show - Everett Silvertips Radio Show Sporty's Beef & Brew	25	26	27	28	
29	30	31 6:00 PM - 7:00 PM Radio Show - Everett Silvertips Radio Show Sporty's Beef & Brew					

EXHIBIT 3

450

2013 NATIONAL COLLEGE FOOTBALL ATTENDANCE
 (For All NCAA Men's Varsity Teams)

	Total Teams	Games or Sessions	2013 Attendance	Average	Change In Total	Change In Avg.
Home Attendance, Division I-FBS	123	782	35,340,049	45,192	1,028,023	222
FBS Neutral-Site Attendance		18	1,080,452	60,025	-90,366	4,272
FBS Bowl Game Attendance		35	1,714,617	48,989	-8,216	-235
NCAA DIVISION I-FBS TOTALS	123	*835	*38,135,118	45,671	964,883	230
Home Attendance, Division I-FCS	124	709	5,751,672	8,112	220,491	-463
FCS Neutral-Site Attendance		16	467,266	29,204	52,586	-416
FCS Championship Game		1	19,802	19,802	-1,609	-1,609
NCAA DIVISION I-FCS TOTALS	*124	*726	6,238,740	8,593	271,468	-448
NCAA DIVISION I TOTALS	247	1,561	44,373,858	28,427	1,236,351	-760
Home Attendance, NCAA Division II	162	858	2,814,697	3,281	-38,191	-157
Division II Neutral-Site Attendance		19	164,370	8,651	18,488	2,308
Division II Championship Game		1	6,543	6,543	-984	-984
NCAA DIVISION II TOTALS	*162	*878	2,985,610	3,400	-20,687	-120
Home Attendance, NCAA Division III	242	1,224	2,454,231	2,005	105,029	57
Division III Neutral-Site Attendance		3	5,708	1,903	-829	-276
Division III Championship Game		1	5,371	5,371	-656	-656
NCAA DIVISION III TOTALS	*242	*1,228	*2,465,231	2,008	103,544	56
Home Attendance, Reclassifying Teams	6	34	466,576	13,723	13,520	-3,057
<hr/>						
NATIONAL TOTALS FOR 2013	*657	*3,701	*50,291,275	13,589	1,332,728	-129

* Record.

CHAMPIONSHIP TOURNAMENTS: The total attendance for the Division I FCS Tournament was 184,279 for an 8,012 average over 23 games, the Division II Tournament was 76,871 for a 3,342 average over 23 games and the Division III Tournament was 64,781 for a 2,090 average over 31 games.

45+

2013 NCAA DIVISION I FBS ATTENDANCE TEAM LEADERS

Rank	School	G	Attendance	Average	Rank	School	G	Attendance	Average
1.	Michigan	7	781,144	111,592	16.	Notre Dame	6	484,770	80,795
2.	Ohio St.	7	734,528	104,933	17.	Wisconsin	7	552,378	78,911
3.	Alabama	7	710,538	101,505	18.	Florida St.	7	527,947	75,421
4.	Texas	6	593,857	98,976	19.	Southern California	7	511,885	73,126
5.	Penn St.	7	676,112	96,587	20.	Michigan St.	7	506,294	72,328
6.	Tennessee	7	669,087	95,584	21.	UCLA	6	421,711	70,285
7.	Georgia	6	556,476	92,746	22.	Washington	7	481,384	68,769
8.	LSU	7	639,927	91,418	23.	Iowa	7	469,872	67,125
9.	Nebraska	8	727,466	90,933	24.	Virginia Tech	6	383,993	63,999
10.	Florida	6	524,638	87,440	25.	Missouri	7	444,532	63,505
11.	Texas A&M	8	697,003	87,125	26.	Arizona St.	8	501,509	62,689
12.	Auburn	8	685,252	85,657	27.	Arkansas	7	431,174	61,596
13.	Oklahoma	6	508,334	84,722	28.	BYU	6	367,349	61,225
14.	South Carolina	7	576,805	82,401	29.	Kentucky	7	416,303	59,472
15.	Clemson	7	574,333	82,048	30.	Ole Miss	7	415,750	59,393

2013 NCAA DIVISION I FCS ATTENDANCE TEAM LEADERS

Rank	School	G	Attendance	Average	Rank	School	G	Attendance	Average
1.	Appalachian St.	6	149,366	24,894	16.	Youngstown St.	7	94,539	13,506
2.	Montana	7	170,660	24,380	17.	Citadel	6	78,932	13,155
3.	James Madison	7	147,076	21,011	18.	UNI	6	75,431	12,572
4.	Southern U.	5	100,536	20,107	19.	McNeese St.	7	84,506	12,072
5.	Yale	5	99,045	19,809	20.	Harvard	5	60,334	12,067
6.	Montana St.	6	118,222	19,704	21.	Penn	5	59,680	11,936
7.	North Dakota St.	9	167,600	18,622	22.	South Carolina St.	6	71,279	11,880
8.	Delaware	7	126,754	18,108	23.	Tennessee St.	5	57,309	11,462
9.	Jackson St.	4	69,143	17,286	24.	Florida A&M	5	55,848	11,170
10.	Jacksonville St.	7	110,695	15,814	25.	South Dakota St.	6	64,162	10,694
11.	Charlotte	6	93,244	15,541	26.	Illinois St.	5	50,694	10,139
12.	Liberty	7	105,215	15,031	27.	Chattanooga	6	59,534	9,922
13.	Ga. Southern	6	88,968	14,828	28.	William & Mary	6	58,346	9,724
14.	Alabama St.	6	86,321	14,387	29.	Alabama A&M	5	48,555	9,711
15.	N.C. A&T	6	81,443	13,574	30.	Stephen F. Austin	5	48,418	9,684

2013 DIVISION I FOOTBALL ALL GAMES ATTENDANCE (HOME, ROAD, NEUTRAL)

Rank	School	G	Attendance	Rank	School	G	Attendance
1.	Auburn	14	1,204,185	16.	Oklahoma	13	955,045
2.	Ohio St.	14	1,191,436	17.	Wisconsin	13	951,252
3.	Michigan	13	1,174,360	18.	Notre Dame	13	935,797
4.	Alabama	13	1,156,256	19.	Clemson	13	932,224
5.	Nebraska	13	1,096,097	20.	Missouri	14	888,089
6.	LSU	13	1,084,293	21.	Southern California	14	869,486
7.	Georgia	13	1,071,401	22.	Iowa	13	866,912
8.	Texas A&M	13	1,058,585	23.	UCLA	13	854,564
9.	Tennessee	12	1,039,732	24.	Ole Miss	13	853,137
10.	Texas	13	1,026,744	25.	Arkansas	12	825,519
11.	Penn St.	12	1,011,515	26.	Arizona St.	14	807,754
12.	South Carolina	13	1,002,947	27.	Mississippi St.	13	785,218
13.	Florida St.	14	1,001,074	28.	Washington	13	785,198
14.	Michigan St.	14	994,069	29.	Stanford	14	783,026
15.	Florida	12	992,332	30.	Oklahoma St.	13	779,950

458

007

2013 DIVISION I FBS LARGEST AVERAGE ATTENDANCE INCREASE FROM PREVIOUS YEAR

Rank	School	G	2013 Avg.	2012 Avg.	Change in Avg.	Rank	School	G	2013 Avg.	2012 Avg.	Change in Avg.
1.	Washington	7	68,769	58,617	10,153	16.	Georgia Tech	7	49,077	43,955	5,123
2.	Kentucky	7	59,472	49,691	9,781	17.	Baylor	7	45,948	41,194	4,754
3.	Buffalo	6	22,736	13,242	9,495	18.	Memphis	7	28,537	24,371	4,166
4.	Akron	6	17,850	9,275	8,575	19.	Northwestern	7	39,307	35,697	3,610
5.	Pittsburgh	7	49,741	41,494	8,247	20.	Navy	5	35,588	32,363	3,225
6.	UCF	6	42,084	34,608	7,477	21.	Utah St.	6	23,263	20,054	3,209
7.	Stanford	7	50,726	43,343	7,383	22.	La.-Lafayette	5	25,976	22,865	3,111
8.	Miami (FL)	7	53,837	47,719	6,118	23.	Auburn	8	85,657	82,646	3,011
9.	Fresno St.	7	36,917	30,915	6,002	24.	Louisville	7	52,914	49,991	2,923
10.	Arizona St.	8	62,689	56,835	5,854	25.	Western Mich.	5	17,347	14,579	2,767
11.	Tennessee	7	95,584	89,965	5,619	26.	Cincinnati	6	31,771	29,138	2,633
12.	San Jose St.	6	16,362	10,789	5,574	27.	Kansas St.	8	52,887	50,278	2,609
13.	Nebraska	8	90,933	85,517	5,417	28.	Oklahoma St.	6	59,126	56,557	2,569
14.	Purdue	7	48,953	43,588	5,365	29.	South Carolina	7	82,401	80,001	2,400
15.	Maryland	7	41,278	36,023	5,256	30.	San Diego St.	6	33,224	30,879	2,345

2013 NCAA DIVISION II FOOTBALL ATTENDANCE TEAM LEADERS

Rank	School	G	Attendance	Average	Rank	School	G	Attendance	Average
1.	Tuskegee	3	44,861	14,954	17.	Northwest Mo. St.	9	54,735	6,082
2.	Grand Valley St.	9	91,045	10,116	18.	Benedict	3	18,243	6,081
3.	Pittsburg St.	5	50,152	10,030	19.	Emporia St.	5	30,045	6,009
4.	North Ala.	6	59,450	9,908	20.	Shippensburg	5	29,496	5,899
5.	Morehouse	3	29,193	9,731	21.	Winston-Salem	6	35,329	5,888
6.	Tex. A&M-Kingsville	5	48,069	9,614	22.	Angelo St.	5	28,637	5,727
7.	Central Mo.	5	45,284	9,057	23.	Delta St.	4	21,471	5,368
8.	West Tex. A&M	5	43,834	8,767	24.	Mo. Western St.	6	31,376	5,229
9.	Fort Valley St.	3	24,732	8,244	25.	Tarleton St.	4	20,802	5,201
10.	Miles	3	22,123	7,374	26.	Shepherd	7	34,919	4,988
11.	Albany St. (GA)	4	29,371	7,343	27.	Fayetteville St.	5	24,818	4,964
12.	Midwestern St.	5	36,311	7,262	28.	Shaw	4	19,673	4,918
13.	Kentucky St.	5	35,654	7,131	29.	Mo. Southern St.	5	24,355	4,871
14.	Saginaw Valley	5	35,135	7,027	30.	Washburn	6	28,795	4,799
15.	Slippery Rock	5	34,411	6,882	31.	Elizabeth City St.	5	23,993	4,799
16.	Colorado St.-Pueblo	6	38,402	6,400	32.	Lenoir-Rhyne	9	42,688	4,743

2013 NCAA DIVISION III FOOTBALL ATTENDANCE TEAM LEADERS

Rank	School	G	Attendance	Average	Rank	School	G	Attendance	Average
1.	Saint John's (MN)	5	36,822	7,364	16.	Wesleyan (CT)	4	14,898	3,725
2.	Geneva	5	26,788	5,358	17.	Coe	5	18,568	3,714
3.	Wis.-Whitewater	9	45,571	5,063	18.	Hampden-Sydney	6	22,068	3,678
4.	Bethel (MN)	8	38,054	4,757	19.	Louisiana Col.	5	18,327	3,665
5.	Chris. Newport	5	23,399	4,680	20.	Wis.-Platteville	5	17,525	3,505
6.	Baldwin Wallace	5	22,870	4,574	21.	Franklin	6	20,925	3,488
7.	Emory & Henry	5	22,737	4,547	22.	Sewanee	5	17,140	3,428
8.	Concordia-Mhead	5	22,135	4,427	23.	Mount Union	10	33,893	3,389
9.	Wabash	6	25,913	4,319	24.	Grove City	5	16,800	3,360
10.	McDaniel	6	25,182	4,197	25.	Wheaton (IL)	5	16,456	3,291
11.	Mary Hardin-Baylor	10	41,563	4,156	26.	Southwestern (TX)	5	16,445	3,289
12.	Mississippi Col.	6	24,166	4,028	27.	Ithaca	6	19,660	3,277
13.	St. Thomas (MN)	5	19,825	3,965	28.	Dubuque	5	16,255	3,251
14.	Trinity (CT)	4	15,584	3,896	29.	Rowan	6	19,355	3,226
15.	Trine	5	19,442	3,888	30.	Berry	4	12,889	3,222

459

2013 NCAA DIVISION I FBS CONFERENCE ATTENDANCE

Rank	Division I FBS	Total Teams	Games	2013 Attendance	Average	Change In Avg.
1.	Southeastern #	14	100	**7,567,406	75,674	136
2.	Big Ten	12	87	*6,127,526	70,431	391
3.	Big 12	10	66	3,887,362	58,899	-105
4.	Pac-12	12	80	*4,289,553	53,619	-59
5.	Atlantic Coast #	14	97	*4,848,265	49,982	72
6.	American #	10	65	2,191,285	33,712	--
7.	Mountain West #	12	75	1,955,995	26,080	192
8.	Conference USA #	13	73	1,570,248	21,510	-4,128
9.	Sun Belt #	7	38	754,659	19,859	93
10.	Mid-American #	13	74	1,238,660	16,739	1,213
	Independents #	6	34	1,385,905	40,762	-10,862

**All conferences record. *Conference record. # Different alignment than in prior year.

2013 NCAA DIVISION I FCS CONFERENCE ATTENDANCE

Rank	Division I FCS	Total Teams	Games	2013 Attendance	Average	Change In Avg.
1.	Southwestern Athletic	10	55	682,841	12,415	-682
2.	Southern	9	51	592,778	11,623	-1,179
3.	Missouri Valley Football	10	62	*664,775	10,722	-342
4.	Colonial	11	64	665,260	10,395	-1,760
5.	Ivy	8	41	384,652	9,382	917
6.	Big Sky	13	81	*724,864	8,949	-903
7.	Mid-Eastern Athletic	11	59	498,811	8,454	-808
8.	Southland	8	52	435,510	8,375	-533
9.	Ohio Valley	9	51	422,374	8,282	-393
10.	Big South #	6	37	262,929	7,106	330
11.	Patriot League	7	40	226,602	5,665	242
12.	Pioneer FB League #	12	71	*291,930	4,112	1,050
13.	Northeast #	7	40	90,539	2,263	-352
	Independent #	3	14	119,454	8,532	--

*Conference record. # Different alignment than in prior year.

2013 NCAA DIVISION II FOOTBALL CONFERENCE ATTENDANCE

Rank	Division II	Total Teams	Games	2013 Attendance	Average	Change In Avg.
1.	Lone Star #	7	34	224,378	6,599	523
2.	Gulf South #	6	34	183,549	5,399	369
3.	Southern Intercollegiate #	11	50	265,408	5,308	-2,121
4.	Mid-America #	14	80	376,806	4,710	-57
5.	Great American	9	49	182,809	3,731	-110
6.	Central Intercollegiate	12	57	194,062	3,405	-95
7.	Great Lakes Intercol. #	15	82	261,520	3,189	64
8.	South Atlantic	8	47	148,558	3,161	193
9.	Pennsylvania #	16	89	260,009	2,921	-90

460

Rank	Division II	Total Teams	Games	2013 Attendance	Average	Change In Avg.
10.	Great Northwest	5	26	71,783	2,761	-17
11.	Northern Sun	16	90	208,200	2,313	-248
12.	Rocky Mountain #	10	52	117,301	2,256	-487
13.	Great Lakes Valley #	8	47	91,786	1,953	-192
14.	Mountain East #	10	52	100,149	1,926	--
15.	Northeast-10 #	10	53	98,214	1,853	-79
	Independents #	5	25	70,444	2,818	562

Different alignment than in prior year.

2013 NCAA DIVISION III FOOTBALL CONFERENCE ATTENDANCE

Rank	Division III	Total Teams	Games	2013 Attendance	Average	Change In Avg.
1.	Minnesota Intercollegiate	9	48	160,482	3,343	-29
2.	American Southwest #	7	39	125,180	3,210	704
3.	Wisconsin Intercollegiate	8	44	129,922	2,953	10
4.	Old Dominion Athletic	8	41	106,308	2,593	-373
5.	Iowa Intercollegiate	8	40	99,535	2,488	211
6.	Ohio Athletic	10	56	130,382	2,328	-88
7.	Southern Collegiate Athl. #	4	18	41,188	2,288	561
8.	Centennial	10	52	114,634	2,205	130
9.	North Coast	10	52	114,524	2,202	107
10.	Presidents' Athletic	9	43	94,586	2,200	194
11.	Illinois & Wisconsin	8	43	93,512	2,175	-117
12.	Southern Athletic #	7	34	72,784	2,141	--
13.	Empire 8 #	8	44	93,600	2,127	211
14.	New England Small Col.	10	40	83,897	2,097	77
15.	Northwest	7	36	75,189	2,089	50
16.	Michigan Intercollegiate	7	35	72,090	2,060	-233
17.	Middle Atlantic	10	55	112,423	2,044	42
18.	Heartland Coll.	9	47	95,034	2,022	82
19.	USA South #	9	44	88,737	2,017	-11
20.	New Jersey Athletic #	8	41	74,645	1,821	-5
21.	Southern California Intercol.	8	36	61,224	1,701	119
22.	Liberty League	8	40	64,958	1,624	193
23.	University Athletic	4	17	27,499	1,618	-281
24.	New England Football #	8	40	60,554	1,514	25
25.	Eastern Collegiate FB	8	39	58,301	1,495	-41
26.	MASCAC #	9	43	56,725	1,319	--
27.	Midwest	11	54	64,410	1,193	-3
28.	Upper Midwest	9	45	35,760	795	135
29.	Northern Athletics #	7	35	27,390	783	-153
	Independents #	4	23	18,679	812	-342

Different alignment than in prior year.

2013 NCAA DIVISION I FBS TEAM-BY-TEAM ATTENDANCE

School	G	Attendance	Average	School	G	Attendance	Average
Air Force	7	228,562	32,652	Miami (OH)	5	79,676	15,935
Akron	6	107,101	17,850	Michigan	7	781,144	111,592
Alabama	7	710,538	101,505	Michigan St.	7	506,294	72,328
Arizona	6	285,713	47,619	Middle Tenn.	6	112,287	18,715
Arizona St.	8	501,509	62,689	Minnesota	7	334,581	47,797
Arkansas	7	431,174	61,596	Mississippi St.	7	389,868	55,695
Arkansas St.	6	149,477	24,913	Missouri	7	444,532	63,505
Army	5	169,781	33,956	Navy	5	177,940	35,588
Auburn	8	685,252	85,657	Nebraska	8	727,466	90,933
Ball St.	6	90,784	15,131	Nevada	6	149,635	24,939
Baylor	7	321,639	45,948	New Mexico	6	141,220	23,537
Boise St.	6	206,198	34,366	New Mexico St.	7	112,347	16,050
Boston College	6	198,035	33,006	North Carolina	7	360,500	51,500
Bowling Green	6	91,548	15,258	North Carolina St.	8	425,420	53,178
Buffalo	6	136,418	22,736	North Texas	6	126,182	21,030
BYU	6	367,349	61,225	Northern Ill.	5	103,344	20,669
California	7	345,303	49,329	Northwestern	7	275,147	39,307
Central Mich.	5	66,119	13,224	Notre Dame	6	484,770	80,795
Cincinnati	6	190,624	31,771	Ohio	7	144,701	20,672
Clemson	7	574,333	82,048	Ohio St.	7	734,528	104,933
Colorado	6	230,778	38,463	Oklahoma	6	508,334	84,722
Colorado St.	6	111,598	18,600	Oklahoma St.	6	354,754	59,126
Duke	7	182,431	26,062	Ole Miss	7	415,750	59,393
East Carolina	6	263,910	43,985	Oregon	7	403,617	57,660
Eastern Mich.	5	20,255	4,051	Oregon St.	6	257,784	42,964
FIU	6	92,717	15,453	Penn St.	7	676,112	96,587
Fla. Atlantic	5	72,758	14,552	Pittsburgh	7	348,188	49,741
Florida	6	524,638	87,440	Purdue	7	342,673	48,953
Florida St.	7	527,947	75,421	Rice	6	112,711	18,785
Fresno St.	7	258,417	36,917	Rutgers	7	325,846	46,549
Georgia	6	556,476	92,746	San Diego St.	6	199,344	33,224
Georgia Tech	7	343,542	49,077	San Jose St.	6	98,174	16,362
Hawaii	6	185,931	30,989	SMU	6	112,347	18,725
Houston	6	145,537	24,256	South Ala.	6	95,555	15,926
Idaho	5	73,718	14,744	South Carolina	7	576,805	82,401
Illinois	7	306,506	43,787	South Fla.	7	242,911	34,702
Indiana	8	354,823	44,353	Southern California	7	511,885	73,126
Iowa	7	469,872	67,125	Southern Miss.	5	113,759	22,752
Iowa St.	6	332,165	55,361	Stanford	7	355,081	50,726
Kansas	7	265,187	37,884	Syracuse	6	229,661	38,277
Kansas St.	8	423,095	52,887	TCU	6	261,587	43,598
Kent St.	5	85,091	17,018	Temple	6	134,836	22,473
Kentucky	7	416,303	59,472	Tennessee	7	669,087	95,584
La.-Lafayette	5	129,878	25,976	Texas	6	593,857	98,976
La.-Monroe	5	85,177	17,035	Texas A&M	8	697,003	87,125
Louisiana Tech	5	93,332	18,666	Texas St.	6	108,371	18,062
Louisville	7	370,396	52,914	Texas Tech	6	347,597	57,933
LSU	7	639,927	91,418	Toledo	6	110,803	18,467
Marshall	6	150,138	25,023	Troy	5	94,529	18,906
Maryland	7	288,946	41,278	Tulane	6	118,482	19,747
Massachusetts	6	94,981	15,830	Tulsa	6	119,356	19,893
Memphis	7	199,760	28,537	UAB	5	52,739	10,548
Miami (Fl.)	7	376,857	53,837	UCF	6	252,505	42,084

462

School	G	Attendance	Average	School	G	Attendance	Average
UCLA	6	421,711	70,285	Wake Forest	6	170,484	28,414
UConn	7	216,523	30,932	Washington	7	481,384	68,769
UNLV	7	120,486	17,212	Washington St.	6	178,427	29,738
Utah	7	316,361	45,194	West Virginia	6	317,459	52,910
Utah St.	6	139,576	23,263	Western Ky.	5	91,672	18,334
UTEP	5	141,877	28,375	Western Mich.	5	86,733	17,347
Vanderbilt	7	249,728	35,675	Wisconsin	7	552,378	78,911
Virginia	8	370,234	46,279	Wyoming	6	116,854	19,476
Virginia Tech	6	383,993	63,999				

2013 NCAA DIVISION I FCS TEAM-BY-TEAM ATTENDANCE

School	G	Attendance	Average	School	G	Attendance	Average
Alabama A&M	5	48,555	9,711	Hampton	5	20,064	4,013
Alabama St.	6	86,321	14,387	Harvard	5	60,334	12,067
Albany (NY)	5	34,368	6,874	Holy Cross	6	41,324	6,887
Alcorn	5	20,649	4,130	Houston Baptist	4	11,944	2,986
Appalachian St.	6	149,366	24,894	Howard	4	15,234	3,809
Ark.-Pine Bluff	5	33,264	6,653	Idaho St.	6	32,199	5,367
Austin Peay	4	19,792	4,948	Illinois St.	5	50,694	10,139
Bethune-Cookman	5	31,347	6,269	Indiana St.	5	27,108	5,422
Brown	5	25,491	5,098	Jackson St.	4	69,143	17,286
Bryant	7	19,064	2,723	Jacksonville	5	13,291	2,658
Bucknell	5	17,632	3,526	Jacksonville St.	7	110,695	15,814
Butler	7	18,182	2,597	James Madison	7	147,076	21,011
Cal Poly	6	43,800	7,300	Lafayette	5	35,102	7,020
Campbell	6	26,194	4,366	Lamar	6	50,273	8,379
Central Ark.	6	49,426	8,238	Lehigh	5	48,124	9,625
Central Conn. St.	5	16,605	3,321	Liberty	7	105,215	15,031
Charleston So.	5	22,545	4,509	Maine	6	36,211	6,035
Charlotte	6	93,244	15,541	Marist	5	11,560	2,312
Chattanooga	6	59,534	9,922	McNeese St.	7	84,506	12,072
Citadel	6	78,932	13,155	Mercer	8	75,031	9,379
Coastal Caro.	7	52,278	7,468	Mississippi Val.	6	29,378	4,896
Colgate	6	27,131	4,522	Missouri St.	6	52,198	8,700
Columbia	5	28,051	5,610	Monmouth	4	14,266	3,567
Cornell	5	35,012	7,002	Montana	7	170,660	24,380
Dartmouth	6	34,844	5,807	Montana St.	6	118,222	19,704
Davidson	5	18,112	3,622	Morehead St.	7	30,477	4,354
Dayton	5	17,107	3,421	Morgan St.	4	14,382	3,596
Delaware	7	126,754	18,108	Murray St.	6	32,669	5,445
Delaware St.	4	8,438	2,110	N.C. A&T	6	81,443	13,574
Drake	6	19,122	3,187	N.C. Central	6	43,558	7,260
Duquesne	5	10,664	2,133	New Hampshire	6	52,467	8,745
Eastern Ill.	7	56,086	8,012	Nicholls St.	5	26,521	5,304
Eastern Ky.	6	51,700	8,617	Norfolk St.	7	57,215	8,174
Eastern Wash.	8	62,576	7,822	North Dakota	7	58,501	8,357
Elon	6	49,078	8,180	North Dakota St.	9	167,600	18,622
Florida A&M	5	55,848	11,170	Northern Ariz.	6	45,446	7,574
Fordham	7	43,940	6,277	Northern Colo.	7	26,764	3,823
Furman	5	41,494	8,299	Northwestern St.	6	44,940	7,490
Ga. Southern	6	88,968	14,828	Penn	5	59,680	11,936
Gardner-Webb	6	29,083	4,847	Portland St.	6	30,886	5,148
Georgetown	6	13,349	2,225	Prairie View	4	21,526	5,382
Grambling	4	35,671	8,918	Presbyterian	6	23,530	3,922

463

School	G	Attendance	Average	School	G	Attendance	Average
Princeton	5	42,195	8,439	Stetson	6	33,125	5,521
Rhode Island	5	28,135	5,627	Stony Brook	5	33,802	6,760
Richmond	6	51,576	8,596	Tennessee St.	5	57,309	11,462
Robert Morris	5	8,568	1,714	Tennessee Tech	6	51,106	8,518
Sacramento St.	6	47,207	7,868	Texas Southern	5	33,097	6,619
Sacred Heart	6	13,650	2,275	Towson	6	50,838	8,473
Saint Francis (PA)	6	8,221	1,370	UC Davis	6	37,990	6,332
Sam Houston St.	8	56,318	7,040	UNI	6	75,431	12,572
Samford	5	37,559	7,512	UT Martin	5	22,192	4,438
San Diego	6	19,139	3,190	Valparaiso	5	10,590	2,118
Savannah St.	5	19,270	3,854	Villanova	5	45,687	9,137
South Carolina St.	6	71,279	11,880	VMI	6	30,278	5,046
South Dakota	6	48,568	8,095	Wagner	6	13,767	2,295
South Dakota St.	6	64,162	10,694	Weber St.	5	28,781	5,756
Southeast Mo. St.	5	20,825	4,165	Western Caro.	5	41,207	8,241
Southeastern La.	8	48,895	6,112	Western Ill.	6	33,150	5,525
Southern Ill.	6	51,325	8,554	William & Mary	6	58,346	9,724
Southern U.	5	100,536	20,107	Wofford	6	46,640	7,773
Southern Utah	5	21,832	4,366	Yale	5	99,045	19,809
Stephen F. Austin	5	48,418	9,684	Youngstown St.	7	94,539	13,506

2013 NCAA DIVISION II TEAM-BY-TEAM FOOTBALL ATTENDANCE

School	G	Attendance	Average	School	G	Attendance	Average
Adams St.	6	7,555	1,259	Colorado Mines	6	18,717	3,120
Albany St. (GA)	4	29,371	7,343	Colorado St.-Pueblo	6	38,402	6,400
Alderson Broaddus	6	8,872	1,479	Concord	5	12,095	2,419
American Int'l	6	8,349	1,392	Concordia-St. Paul	6	7,737	1,290
Angelo St.	5	28,637	5,727	Delta St.	4	21,471	5,368
Ark.-Monticello	6	16,120	2,687	Dixie St.	5	17,876	3,575
Arkansas Tech	5	23,639	4,728	East Central	5	15,357	3,071
Ashland	5	17,939	3,588	East Stroudsburg	6	11,900	1,983
Assumption	4	7,300	1,825	Eastern N.M.	4	8,105	2,026
Augustana (SD)	6	20,016	3,336	Edinboro	5	17,297	3,459
Bemidji St.	5	6,219	1,244	Elizabeth City St.	5	23,993	4,799
Benedict	3	18,243	6,081	Emporia St.	5	30,045	6,009
Bentley	7	14,072	2,010	Fairmont St.	6	11,216	1,869
Black Hills St.	5	5,988	1,198	Fayetteville St.	5	24,818	4,964
Bloomsburg	7	21,290	3,041	Ferris St.	5	15,108	3,022
Bowie St.	5	7,174	1,435	Findlay	6	8,486	1,414
Brevard	4	8,533	2,133	Florida Tech	6	23,695	3,949
California (PA)	5	12,237	2,447	Fort Hays St.	6	18,443	3,074
Carson-Newman	6	20,227	3,371	Fort Lewis	5	5,809	1,162
Catawba	6	14,896	2,483	Fort Valley St.	3	24,732	8,244
Central Mo.	5	45,284	9,057	Gannon	5	6,668	1,334
Central Okla.	5	15,800	3,160	Glenville St.	5	7,217	1,443
Central St. (OH)	4	11,653	2,913	Grand Valley St.	9	91,045	10,116
Central Wash.	6	20,213	3,369	Harding	5	14,100	2,820
Chadron St.	5	10,737	2,147	Henderson St.	6	27,327	4,555
Charleston (WV)	4	6,512	1,628	Hillsdale	6	9,527	1,588
Cheyney	6	7,408	1,235	Humboldt St.	5	20,049	4,010
Chowan	4	7,078	1,770	Indiana (PA)	5	16,313	3,263
Clarion	6	15,446	2,574	Indianapolis	7	27,714	3,959
Clark Atlanta	6	27,438	4,573	Johnson C. Smith	6	17,722	2,954
Colorado Mesa	5	16,181	3,236	Kentucky St.	5	35,654	7,131

464

School	G	Attendance	Average
Kutztown	5	18,640	3,728
Ky. Wesleyan	6	3,775	629
Lake Erie	6	5,409	902
Lane	5	5,783	1,157
Lenoir-Rhyne	9	42,688	4,743
Lincoln (MO)	5	10,783	2,157
Lincoln (PA)	4	3,910	978
Lindenwood (MO)	5	12,739	2,548
LIU Post	5	13,147	2,629
Livingstone	4	8,844	2,211
Lock Haven	6	11,585	1,931
Malone	5	7,200	1,440
Mars Hill	5	15,718	3,144
Mary	6	13,062	2,177
McKendree	5	5,689	1,138
Mercyhurst	4	5,758	1,440
Merrimack	5	7,381	1,476
Michigan Tech	5	10,497	2,099
Midwestern St.	5	36,311	7,262
Miles	3	22,123	7,374
Millersville	6	13,113	2,186
Minn. Duluth	6	21,150	3,525
Minn. St. Mankato	6	21,035	3,506
Minn. St. Moorhead	5	5,020	1,004
Minn.-Crookston	6	3,606	601
Minot St.	5	9,211	1,842
Missouri S&T	5	10,800	2,160
Mo. Southern St.	5	24,355	4,871
Mo. Western St.	6	31,376	5,229
Morehouse	3	29,193	9,731
N.M. Highlands	5	7,147	1,429
Neb.-Kearney	6	16,980	2,830
New Haven	6	17,788	2,965
Newberry	6	17,730	2,955
North Ala.	6	59,450	9,908
North Greenville	5	21,190	4,238
Northeastern St.	6	11,270	1,878
Northern Mich.	5	13,908	2,782
Northern St.	6	19,266	3,211
Northwest Mo. St.	9	54,735	6,082
Northwood (MI)	5	9,800	1,960
Notre Dame (OH)	5	7,480	1,496
Ohio Dominican	5	8,629	1,726
Okla. Panhandle	4	5,591	1,398
Quachita Baptist	5	21,027	4,205
Pace	4	4,416	1,104
Pittsburg St.	5	50,152	10,030
Quincy	5	3,776	755
Saginaw Valley	5	35,135	7,027
Seton Hill	5	5,250	1,050

School	G	Attendance	Average
Shaw	4	19,673	4,918
Shepherd	7	34,919	4,988
Shippensburg	5	29,496	5,899
Simon Fraser	5	3,051	610
Sioux Falls	5	14,730	2,946
Slippery Rock	5	34,411	6,882
South Dakota Mines	5	11,573	2,315
Southeastern Okla.	6	14,974	2,496
Southern Ark.	5	23,679	4,736
Southern Conn. St.	5	13,145	2,629
Southwest Baptist	5	8,680	1,736
Southwest Minn. St.	5	14,696	2,939
Southwestern Okla.	5	21,967	4,393
St. Anselm	6	5,325	888
St. Augustine's	5	9,871	1,974
St. Cloud St.	6	19,651	3,275
St. Joseph's (IN)	7	15,655	2,236
Stillman	6	16,357	2,726
Stonehill	5	7,291	1,458
Tarleton St.	4	20,802	5,201
Tex. A&M-Commerce	5	21,673	4,335
Tex. A&M-Kingsville	5	48,069	9,614
Tiffin	5	3,407	681
Truman	6	16,852	2,809
Tusculum	6	17,838	2,973
Tuskegee	3	44,861	14,954
UNC Pembroke	5	23,218	4,644
Upper Iowa	6	6,722	1,120
Urbana	5	9,119	1,824
Valdosta St.	5	22,684	4,537
Virginia St.	4	18,188	4,547
Virginia Union	5	17,462	3,492
Walsh	5	9,037	1,807
Washburn	6	28,795	4,799
Wayne St. (MI)	5	16,393	3,279
Wayne St. (NE)	6	10,122	1,687
West Ala.	7	30,005	4,286
West Chester	7	31,853	4,550
West Ga.	6	26,244	4,374
West Liberty	5	5,155	1,031
West Tex. A&M	5	43,834	8,767
West Va. Wesleyan	5	2,820	564
West Virginia St.	5	3,616	723
Western N.M.	4	2,133	533
Western Ore.	5	10,594	2,119
Western St.	5	4,632	926
William Jewell	6	7,525	1,254
Wingate	5	10,928	2,186
Winona St.	5	15,957	3,191
Winston-Salem	6	35,329	5,888

2013 NCAA DIVISION III TEAM-BY-TEAM FOOTBALL ATTENDANCE

School	G	Attendance	Average	School	G	Attendance	Average
Adrian	5	8,534	1,707	Curry	5	6,654	1,331
Albion	5	13,998	2,800	Defiance	5	12,980	2,596
Albright	6	14,586	2,431	Delaware Valley	6	11,700	1,950
Alfred	7	18,045	2,578	Denison	5	9,820	1,964
Allegheny	5	5,810	1,162	DePauw	5	14,482	2,896
Alma	5	5,926	1,185	Dickinson	5	10,000	2,000
Amherst	4	7,565	1,891	Dubuque	5	16,255	3,251
Anderson (IN)	5	6,300	1,260	Earlham	5	5,837	1,167
Anna Maria	4	4,905	1,226	East Tex. Baptist	4	9,252	2,313
Augsburg	5	6,443	1,289	Elmhurst	4	7,369	1,842
Augustana (IL)	5	9,052	1,810	Emory & Henry	5	22,737	4,547
Aurora	5	3,911	782	Endicott	6	11,595	1,933
Austin	5	6,250	1,250	Eureka	5	6,783	1,357
Averett	5	8,175	1,635	FDU-Florham	5	9,671	1,934
Baldwin Wallace	5	22,870	4,574	Ferrum	5	10,837	2,167
Bates	4	8,096	2,024	Fitchburg St.	5	5,500	1,100
Becker	5	6,434	1,287	Framingham St.	4	4,534	1,134
Beloit	5	6,000	1,200	Frank. & Marsh.	5	8,791	1,758
Benedictine (IL)	5	7,005	1,401	Franklin	6	20,925	3,488
Berry	4	12,889	3,222	Frostburg St.	5	9,361	1,872
Bethany (WV)	5	4,473	895	Gallaudet	5	5,103	1,021
Bethel (MN)	8	38,054	4,757	Geneva	5	26,788	5,358
Birmingham-So.	4	7,722	1,931	Gettysburg	5	10,978	2,196
Bluffton	5	9,000	1,800	Greensboro	5	7,793	1,559
Bowdoin	4	8,508	2,127	Greenville	5	3,000	600
Bridgewater (VA)	5	9,206	1,841	Grinnell	4	2,076	519
Bridgewater St.	5	5,505	1,101	Grove City	5	16,800	3,360
Brockport	6	11,800	1,967	Guilford	5	7,055	1,411
Buena Vista	5	11,565	2,313	Gust. Adolphus	5	12,303	2,461
Buffalo St.	5	6,447	1,289	Hamilton	4	3,270	818
Cal Lutheran	4	12,578	3,145	Hamline	5	6,574	1,315
Capital	5	5,777	1,155	Hampden-Sydney	6	22,068	3,678
Carleton	5	9,111	1,822	Hanover	5	10,568	2,114
Carnegie Mellon	4	7,796	1,949	Hardin-Simmons	5	11,747	2,349
Carroll (WI)	6	8,310	1,385	Hartwick	5	4,902	980
Carthage	5	5,500	1,100	Heidelberg	5	13,772	2,754
Case	4	6,419	1,605	Hendrix	6	9,374	1,562
Castleton	5	9,631	1,926	Hiram	5	3,541	708
Catholic	5	11,310	2,262	Hobart	6	6,928	1,155
Central (IA)	5	7,000	1,400	Hope	5	11,379	2,276
Centre	5	5,680	1,136	Howard Payne	5	14,325	2,865
Chapman	5	15,119	3,024	Huntingdon	5	10,530	2,106
Chicago	4	7,196	1,799	Husson	5	7,100	1,420
Chris. Newport	5	23,399	4,680	Ill. Wesleyan	6	11,300	1,883
Claremont-M-S	4	1,814	454	Illinois Col.	4	5,850	1,463
Coast Guard	5	11,650	2,330	Ithaca	6	19,660	3,277
Coe	5	18,568	3,714	John Carroll	5	13,396	2,679
Colby	4	5,600	1,400	Johns Hopkins	6	9,535	1,589
Concordia (WI)	5	4,268	854	Juniata	5	5,277	1,055
Concordia Chicago	5	2,750	550	Kalamazoo	5	4,121	824
Concordia-M'head	5	22,135	4,427	Kean	5	7,030	1,406
Cornell College	4	4,760	1,190	Kenyon	5	3,670	734
Crown (MN)	5	4,136	827	King's (PA)	5	13,471	2,694

School	G	Attendance	Average	School	G	Attendance	Average
Knox	5	4,425	885	Pacific (OR)	5	11,310	2,262
La Verne	5	6,602	1,320	Pacific Lutheran	4	11,103	2,776
LaGrange	5	5,717	1,143	Plymouth St.	5	7,319	1,464
Lake Forest	5	5,247	1,049	Pomona-Pitzer	5	3,135	627
Lakeland	5	4,163	833	Puget Sound	4	4,646	1,162
Lawrence	5	5,173	1,035	Randolph-Macon	5	13,729	2,746
Lebanon Valley	6	13,900	2,317	Redlands	4	7,682	1,921
Lewis & Clark	5	9,489	1,898	Rensselaer	5	6,015	1,203
Linfield	6	13,932	2,322	Rhodes	5	16,072	3,214
Loras	5	5,366	1,073	Ripon	5	9,250	1,850
Louisiana Col.	5	18,327	3,665	Rochester (NY)	4	6,900	1,725
Luther	5	8,923	1,785	Rockford	5	1,855	371
Lycoming	5	12,070	2,414	Rose-Hulman	5	6,800	1,360
Macalester	5	3,001	600	Rowan	6	19,355	3,226
MacMurray	5	3,854	771	Saint John's (MN)	5	36,822	7,364
Maine Maritime	5	3,370	674	Salisbury	5	8,435	1,687
Manchester	6	14,428	2,405	Salve Regina	5	10,897	2,179
Maranatha Baptist	5	1,160	232	Sewanee	5	17,140	3,428
Marietta	5	9,098	1,820	Shenandoah	5	10,668	2,134
Martin Luther	6	1,997	333	Simpson	5	15,757	3,151
Mary Hardin-Baylor	10	41,563	4,156	Southwestern (TX)	5	16,445	3,289
Maryville (TN)	4	12,253	3,063	Springfield	6	12,435	2,073
Mass. Maritime	5	8,061	1,612	St. John Fisher	5	15,629	3,126
McDaniel	6	25,182	4,197	St. Lawrence	5	6,043	1,209
Merchant Marine	4	10,600	2,650	St. Norbert	5	6,169	1,234
Methodist	5	5,537	1,107	St. Olaf	5	9,215	1,843
Middlebury	4	8,915	2,229	St. Scholastica	5	3,719	744
Millikin	5	13,300	2,660	St. Thomas (MN)	5	19,825	3,965
Millsaps	5	3,907	781	St. Vincent	5	2,919	584
Minn.-Morris	4	2,817	704	Stevenson	6	11,410	1,902
Misericordia	6	7,200	1,200	Sul Ross St.	4	5,800	1,450
Mississippi Col.	6	24,166	4,028	SUNY Cortland	5	9,828	1,966
MIT	4	3,010	753	SUNY Maritime	5	10,040	2,008
Monmouth (IL)	6	7,150	1,192	Susquehanna	4	9,130	2,283
Montclair St.	4	10,760	2,690	TCNJ	5	7,708	1,542
Moravian	5	9,023	1,805	Texas Lutheran	3	9,075	3,025
Morrisville St.	5	5,114	1,023	Thiel	5	5,403	1,081
Mount Ida	5	3,249	650	Thomas More	4	10,466	2,617
Mount Union	10	33,893	3,389	Trine	5	19,442	3,888
Mt. St. Joseph	5	8,196	1,639	Trinity (CT)	4	15,584	3,896
Muhlenberg	6	13,246	2,208	Trinity (TX)	5	9,418	1,884
Muskingum	5	6,508	1,302	Tufts	4	5,433	1,358
N.C. Wesleyan	5	4,496	899	UMass Dartmouth	5	4,475	895
Neb. Wesleyan	6	6,061	1,010	Union (NY)	5	6,938	1,388
Nichols	5	4,294	859	Ursinus	5	13,472	2,694
North Central (IL)	7	19,517	2,788	Utica	6	11,121	1,854
North Park	6	11,018	1,836	Wabash	6	25,913	4,319
Northwestern-St. Paul	5	7,579	1,516	Wartburg	5	16,101	3,220
Norwich	5	11,839	2,368	Wash. & Jeff.	4	10,496	2,624
Oberlin	5	5,761	1,152	Wash. & Lee	5	9,535	1,907
Occidental	5	10,259	2,052	Washington-St. Louis	5	6,088	1,218
Ohio Northern	5	10,416	2,083	Waynesburg	5	7,750	1,550
Ohio Wesleyan	5	15,768	3,154	Wesley	7	8,457	1,208
Olivet	5	8,690	1,738	Wesleyan (CT)	4	14,898	3,725
Otterbein	6	9,963	1,661	Western Conn. St.	4	6,150	1,538

School	G	Attendance	Average	School	G	Attendance	Average
Western New Eng.	5	9,084	1,817	Wis.-La Crosse	6	14,370	2,395
Westfield St.	5	8,181	1,636	Wis.-Oshkosh	5	11,463	2,293
Westminster (MO)	5	1,875	375	Wis.-Platteville	5	17,525	3,505
Westminster (PA)	5	9,491	1,898	Wis.-River Falls	5	8,657	1,731
Wheaton (IL)	5	16,456	3,291	Wis.-Stevens Point	5	11,519	2,304
Whittier	4	4,035	1,009	Wis.-Stout	5	8,986	1,797
Whitworth	6	11,805	1,968	Wis.-Whitewater	9	45,571	5,063
Widener	5	13,355	2,671	Wittenberg	6	15,526	2,588
Wilkes	5	5,060	1,012	Wm. Paterson	5	3,050	610
Willamette	6	12,904	2,151	Wooster	5	14,233	2,847
Williams	4	6,028	1,507	Worcester St.	5	7,000	1,400
Wilmington (OH)	5	4,689	938	WPI	5	9,099	1,820
Wis. Lutheran	5	3,438	688				
Wis.-Eau Claire	4	11,831	2,958				

2013 NCAA RECLASSIFYING TEAM-BY-TEAM FOOTBALL ATTENDANCE

School	G	Attendance	Average	School	G	Attendance	Average
Abilene Christian	4	28,355	7,089	McMurry	5	10,566	2,113
Georgia St.	7	109,039	15,577	Old Dominion	6	120,708	20,118
Incarnate Word	6	22,626	3,771	UTSA	6	175,282	29,214